

CITY OF SAN RAMON, CALIFORNIA



ADOPTED ANNUAL PROGRAM OF SERVICES AND BUDGET FOR FY 2015-16



“WE PROVIDE EFFICIENT DELIVERY OF QUALITY PUBLIC SERVICES THAT ARE
ESSENTIAL TO THOSE WHO LIVE AND WORK IN SAN RAMON “



This page intentionally left blank

Elected Officials

Bill Clarkson
Mayor

Harry Sachs
Vice-Mayor

David E. Hudson
Councilmember

Philip G. O'Loane
Councilmember

Scott Perkins
Councilmember

Appointed Officials

Greg Rogers
City Manager

Bob Saxe
City Attorney

Eric Figueroa
Assistant City Manager

Renée Beck
City Clerk

Department Heads

Administrative Services Director
Engineering Services Director
Parks & Community Services Director (Interim)
Planning/Community Development Director
Police Chief
Public Services Director

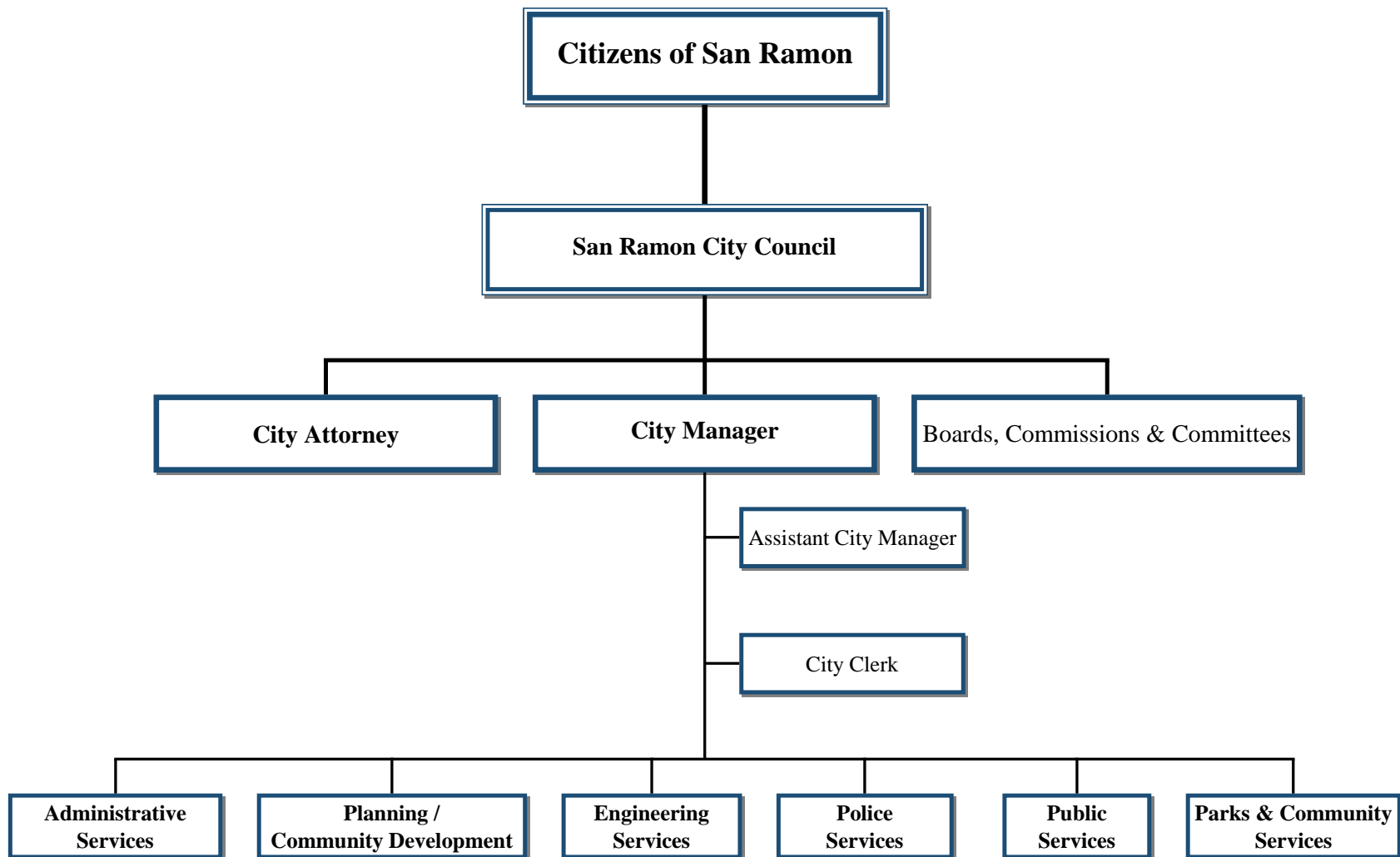
Eva Phelps
Maria Fierner
Karen McNamara
Phil Wong
Joe Gorton
Karen McNamara



This page intentionally left blank



City of San Ramon Organization Chart FY 2015-16





This page intentionally left blank

TABLE OF CONTENTS

Budget Message	1
Introduction	
City Profile.....	15
Mission Statement.....	19
City Council Priorities and Goals	21
Overview	
Budget Principles	25
Guide to the Budget	27
Budget Summaries	
City Statement of Revenue, Expenditures, and Changes in Fund Balance	33
City Revenue by Fund	35
City Revenue by Source.....	36
City Expenditures by Fund	37
City Expenditures by Category	38
City Expenditures by Department.....	39
Interfund Transfers.....	40
General Fund Summary	41
General Fund Statement of Revenue, Expenditures and Changes in Fund Balance	43
General Fund Revenue by Source.....	44
General Fund Expenditures by Department.....	45
General Fund Expenditures by Category	46
Full Time Equivalents (FTEs) by Department.....	47
Appropriation Limit Calculation.....	48
Revenue	
Revenue Descriptions	51

TABLE OF CONTENTS

(Continued)

Departments

General Government.....	57
Administrative Services.....	73
Planning/Community Development.....	85
Engineering Services	97
Police Services.....	107
Public Services	115
Parks & Community Services.....	127
Non-Departmental.....	139

Special Funds

Funds Descriptions.....	149
Special Revenue Funds Statement of Revenue, Expenditures and Changes in Fund Balance.....	151
Debt Service Funds Statement of Revenue, Expenditures and Changes in Fund Balance.....	173
Internal Service Funds Statement of Revenue, Expenditures and Changes in Fund Balance.....	181
Capital Equipment List	189

Capital Improvement Program (CIP)

CIP Overview.....	193
Statement of Revenue, Expenditures and Changes in Fund Balance	195
CIP Matrix	197

Geologic Hazard Abatement District (GHAD)

Board and Officers	203
Board Work Plan and Budget	205
Statement of Revenue, Expenditures and Changes in Fund Balance	207

TABLE OF CONTENTS

(Continued)

San Ramon Housing Successor

Work Plan and Budget	211
Statement of Revenue, Expenditures and Changes in Fund Balance	213
Summary Departmental Budget.....	214

Appendices

Glossary of Terms.....	219
Acronyms	225
List of Funds	229
Authorized Personnel Positions	231
Resolution No. 2015-050.....	233



This page intentionally left blank

BUDGET MESSAGE



This page intentionally left blank



May 18, 2015

Honorable Mayor and City Councilmembers
City of San Ramon
2226 Camino Ramon
San Ramon, CA 94583

SUBJECT: Proposed FY 2015-2016 Budget

Honorable Mayor and City Councilmembers:

I hereby present the proposed FY 2015-2016 Operating Budget for the City of San Ramon. The operating budget is for all City funds and programs, including the General Fund, Special Revenue Funds, Geological Hazard Abatement District 1990-01, San Ramon Housing Successor, and other special purpose funds. City revenue levels have continued a modest growth after a successful recovery from the severe economic downturn. As a result, the City is now able to restore some of the core service levels that were discontinued in prior years. The financial plan for FY 2015-2016 that is described below provides funding to maintain and restore high quality service levels within the City.

The Geological Hazard Abatement District 1990-01 is shown separately in the back section of the document as this budget is approved both by the City Council and also independently by the authorizing Board of this entity. This budget document, together with the Capital Improvement Program (CIP) document, provides detailed information for the City Council to evaluate the entire City budget proposal.

In summary, the FY 2015-2016 Budget for all City funds, including the Geological Hazard Abatement District 1990-01 and the Capital Budget totals \$96.2 million. The budget is comprised of an Operating Budget of \$68.0 million, a Special Revenue Fund Budget of \$0.04 million, a Debt Service Fund budget of \$3.4 million, a Capital Budget of \$12.7 million, an Internal Service budget of \$11.2 million, a Geological Hazard Abatement District budget of \$0.7 million (included in the Operating Budget) and a Housing Successor budget of \$0.9 million. The organization of the City's budget can be most clearly understood by referring to page 33.

ECONOMIC OUTLOOK

There has been continued steady economic growth at the national, state and regional level. Locally, the City expects to see moderate revenue growth, a trend that is expected to continue for the next few fiscal years.

Nationally, over 200,000 jobs were added in April 2015 and additions are expected to continue at this level throughout the rest of the year. Unemployment rates have decreased from 6.6% in March 2014 to 5.5% in March 2015. Consequently, wages are estimated to increase by 2.5% by the end of 2015 compared to 2% at the end of 2014. Home prices increased 5.9% as of March 2015 compared to the same time last year.

The Statewide economy continues to improve. Home values in California increased 6.1% from March 2014 to March 2015. Construction starts for single family homes remained constant for the six-month period from September 2014 through March 2015 compared to the same time one year earlier. Construction starts for multi-family rentals increased 37% during the same time frame. California's unemployment rate decreased from 8.4% to 6.5% from March 2014 to March 2015. In January 2015, Governor Brown released his proposed balanced 2015-2016 State Budget Plan, which included paying down debt, repaying local governments for mandated reimbursements and establishing a "Rainy Day Fund" to help with future economic downturns. Even though the State has a surplus, general fund spending has only increased 1.4% from the prior year budget. Due to the fiscal solvency in California, the City budget does not include any projected takeaways by the State. In addition, the projected budget surplus of almost \$5 billion for the State of California is not expected to yield any additional local funds for the City. Staff will continue to monitor the State budget process and inform the Council of any impacts, positive or negative, from the State budget.

The local economy is also showing steady improvement. San Ramon's unemployment rate was 3.4% as of March 2015, which remains lower than the national and state level. The City continues to see moderate revenue growth in most of its major revenue sources. More specifically, due to some new development projects within the City, one-time fees for services are at an all-time high. However, this revenue source is mostly offset by one-time expenditures by staff to service these projects.

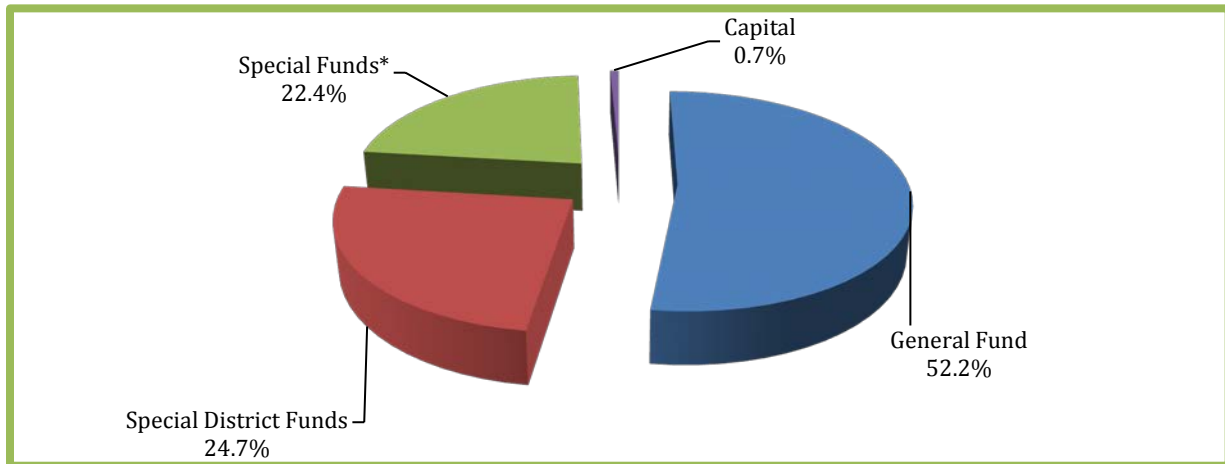
The City now has a population of seventy-nine thousand and is continuing to expand services into newly annexed Dougherty Valley areas using a conservative and cost conscience approach. This approach has allowed the City to continue to maintain a prudent financial reserve.

RESOURCES FUNDING THE CITY BUDGET

The FY 2015-2016 Budget includes \$91.4 million of revenue, which along with reserve funds accumulated in prior years, provides the funding that is available to finance City services. The manner in which a portion of the City revenue may be spent is determined by law, or other fiscal constraints. As shown on the following graph 52.2% of City revenue is general purpose and

used to support police, public services, recreation programs, community development and other general government. The remaining 47.8% is revenue that is restricted for use for specific purposes such as the Geologic Hazard Abatement District, capital projects, services in special assessment districts, housing programs and internal services such as equipment replacement.

Total Revenue - \$91.4 Million

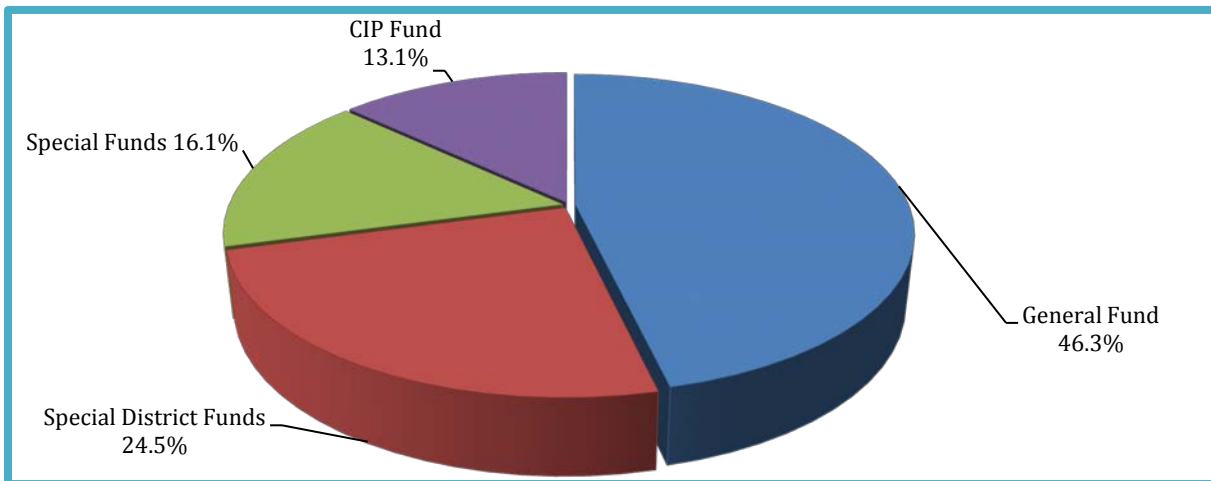


**Special Funds include Special Revenue Funds, Housing Successor Fund, Debt Service Funds, and Internal Service Funds*

EXPENDITURE BUDGET

The \$96.2 million expenditure budget is \$14.0 million (17%) more than the FY 2014-2015 adopted budget largely reflecting an increase in General Fund, Special District Funds and Capital Projects. The graph below shows how the expenditure budget is broken out among major fund groups.

Total Expenditures - \$96.2 Million



The \$14.0 million increase in the expenditure budget reflects a \$4.0 million increase in the General Fund, a \$2.6 million increase in the special services districts, a \$5.9 million increase in the capital budget, and a \$1.5 million increase in service funds.

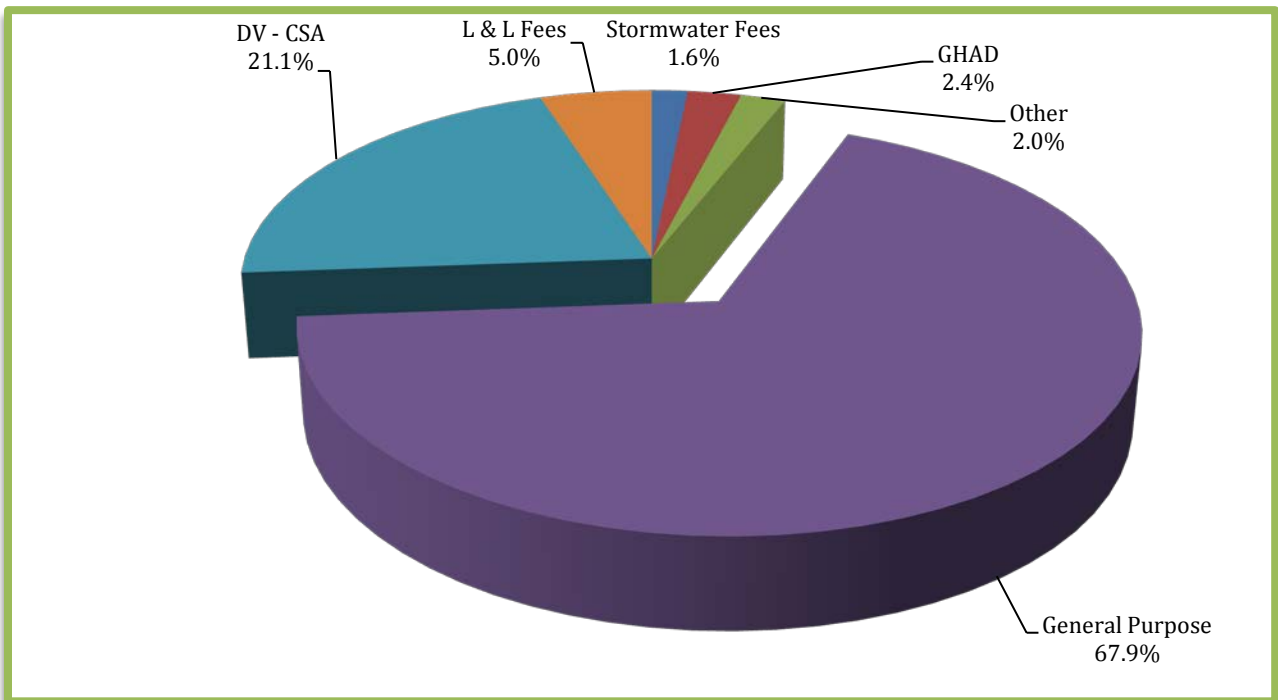
Significant factors impacting expenditures include inflationary increases in water and energy rates, contracts, employee wage and benefit costs and restoring service levels.

OPERATING BUDGET

Revenue

There is \$70.3 million of revenue available to finance City operating fund budgets in 2015-2016. The City operating funds include: the General Fund, Dougherty Valley Fund, 19 separate lighting and landscaping funds, the Stormwater Fund, the Geologic Hazard Abatement Fund and other special revenue funds. The revenue collected in 2015-2016 along with a use of reserves that were accumulated in prior years are the financial resources used to fund the Operating Expenditure Budget:

Operating Budget Revenue - \$70.3 Million



Expenditures

The total expenditure budget for the combined City Operating budget is \$68.0 million. These expenditure budgets are distributed as shown below:

Table 1
Operating Budget Expenditures - \$68.0 Million (\$ in Millions)

Department	FY 2015-16 Budget	FY 2014-15 Budget*	\$ Difference
General Government	\$2.1	\$2.2	\$(0.1)
Administrative Services	3.6	3.3	0.3
Planning/Community Development	4.7	4.4	0.3
Police Services	19.2	17.9	1.3
Engineering Services	4.7	4.0	0.7
Public Services	24.4	22.1	2.3
Parks & Community Services	9.1	8.4	0.7
Non-Departmental	<u>0.2</u>	<u>0.3</u>	<u>(0.1)</u>
Total	<u>\$68.0</u>	<u>\$62.6</u>	<u>\$5.4</u>

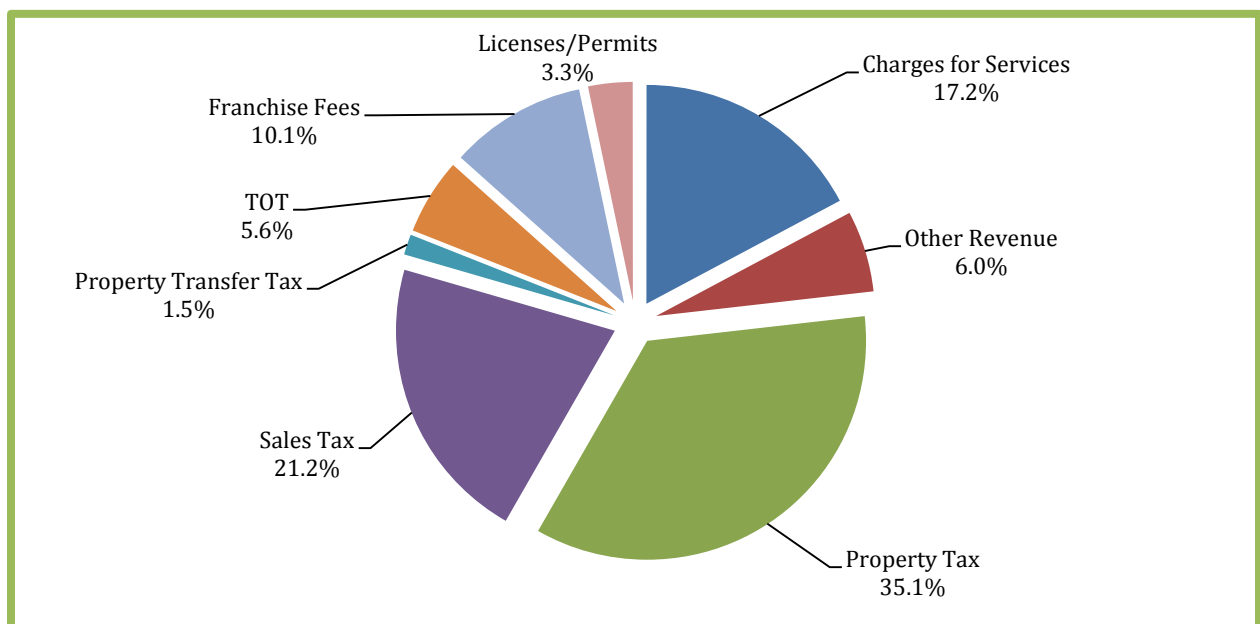
*Adjusted Operating Budget

GENERAL FUND

General Fund Revenue

The revenue available to finance General Fund services consists primarily of taxes, service fees, and prior year surplus. The \$47.7 million of revenue by source is shown in the graph below.

General Fund Revenue - \$47.7 million



General Fund revenue is estimated to be \$47.7 million, which is \$5.2 million or 12.2% above the previous year's budget.

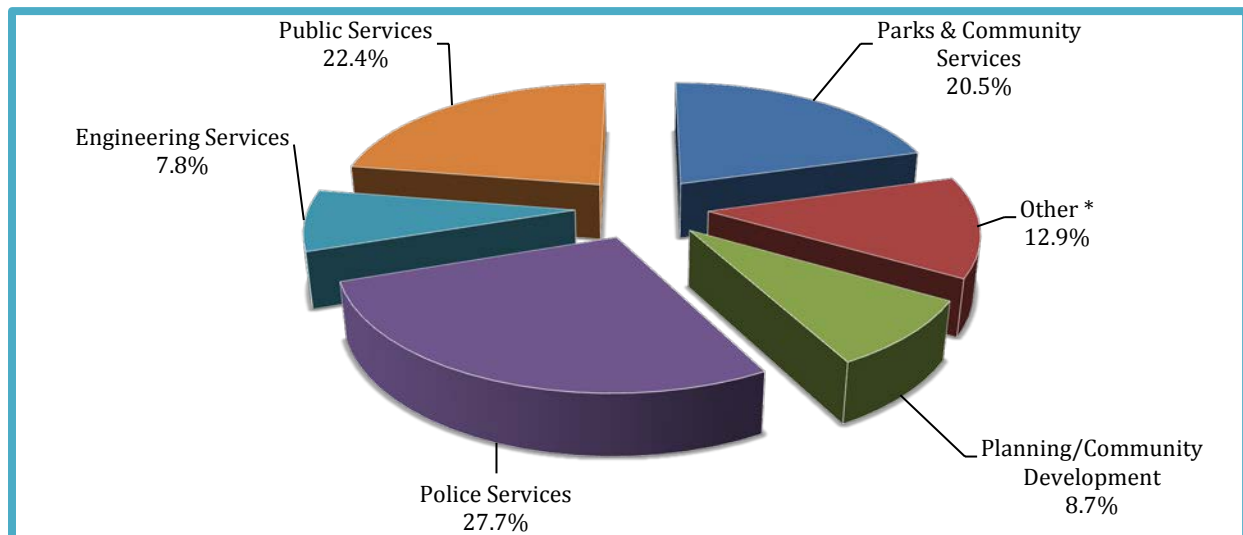
Sales and property taxes account for more than half of all General Fund revenue. Property tax revenue is the City's single largest revenue source at 35.1% of the General Fund. Property tax assessed values increased 9.39% during FY 2014-2015 and are currently estimated to have an 6% change during FY 2015-2016. Actual assessed value changes will not be known until later this summer and the current estimate assumes that real estate values from foreclosures and market sales below assessed values have abated. An additional positive factor impacting assessed value growth in FY 2015-2016 is that the normal 2% assessed value increase in property on below market Proposition 13 protected properties will positively impact valuation this year. Going forward, property tax growth is projected to continue.

Sales tax is the City's second largest revenue source at 21.2% of the General Fund. Sales tax is trending to end FY 2014-2015 4% higher than the previous year. However, the projection for FY 2015-2016 is that sales tax will be flat from the estimated FY 2014-2015 base of \$10.0 million. The current projection for FY 2015-2016 is \$10.1 million and anticipated to grow at the rate of 2.4% going forward.

General Fund Expenditures

The expenditure budget for the General Fund is \$44.5 million, an increase of \$3.3 million or 8% more than last year's amended budget. As shown on the graph below expenditures are divided as follows: 22.4% for Public Services, 7.8% for Engineering Services, 27.7% for Police Services, 20.5% for Parks & Community Services, 8.7% for Planning/Community Development, and 12.9% for other General Government and Administrative Services.

General Fund Expenditures by Department - \$44.5 million



*Other includes City Council, City Manager, City Attorney, City Clerk, Administrative Services and Non-Departmental

Significant factors impacting General Fund expenditures include inflationary increases in water and energy rates, contracts, and employee wage and benefit costs. In addition to cost increases, the General Fund expenditures are impacted by the restoration of services made possible by the economic recovery.

Table 2
\$44.5 Million General Fund Budget by Department (\$ in Millions)

Department	FY 2015-16 Budget	FY 2014-15 Budget*	\$ Difference
General Government	\$2.1	\$2.2	\$(0.1)
Administrative Services	3.6	3.3	0.2
Planning/Community Development	3.9	3.5	0.4
Engineering Services	3.5	2.9	0.6
Police Services **	12.3	11.4	0.9
Public Services **	10.0	9.4	0.6
Parks & Community Services	9.1	8.4	0.7
Non-Departmental	<u>0.1</u>	<u>0.1</u>	<u>0.0</u>
Total	<u>\$44.5</u>	<u>\$41.2</u>	<u>\$3.3</u>

**Adjusted General Fund Budget*

***General Fund only not including amounts budgeted in the Dougherty Valley Fund*

The General Fund budget is consistent with the information presented to the City Council at the April 14, 2015 and April 27, 2015 budget workshops.

DOUGHERTY VALLEY

The Dougherty Valley Fund was created to track revenue and expenditures associated with the services provided in the County Service Area. Per existing agreements with Contra Costa County and the major developers in Dougherty Valley, the City is required to separately budget for and track expenditures to provide services in the area covered in the agreements. As the City proceeds with annexing land in the Dougherty Valley area, and build-out continues, this area of the budget continues to grow. The fund tracks expenditures that are reimbursable under the agreements, including police patrols, park maintenance, road maintenance, and landscaping services. The City is required to claim reimbursement from the County for these expenses. Although the real estate market has improved, increased assessment revenues have not kept up with the costs of providing services in the area. This year \$0.7 million of Special Reserves are being utilized to make up the difference. The budgeted expenditures in this Fund in FY 2015-2016 are \$17.6 million, which is \$2.1 million more than was budgeted in the 2014-2015 Fiscal Year.

GENERAL RESERVES

The City Council General Reserve Policy calls for General contingency reserves to be maintained at 50% of General Fund expenditures. The policy reserve total includes General Fund, Dougherty Valley Fund, Debt Service Fund, and Healthcare Fund unrestricted reserves. \$22.2 million is required to satisfy the 50% Contingency requirement. The total General reserve balance is currently estimated to be \$28.8 million for the beginning of the FY 2015-2016 budget year. This is consistent with what was projected during the FY 2014-2015 Mid-Year Financial Review after adjusting for mid-year supplemental appropriations. The budget as proposed has a \$1.9 million use of General reserves. Proposed use of \$0.7 million from the General Fund, \$0.7 million use from the Dougherty Valley Fund and \$0.5 million use from the Healthcare Fund. As a result, the total General reserve balance for the end of FY 2015-2016 is estimated to be \$26.9 million. This is sufficient to provide the 50% contingency reserve.

SERVICE LEVEL RESTORATION

This budget includes restoring some service levels that had been reduced during the economic downturn. With the City entering a second year of a steady recovery, the 2015-2016 budget includes restoring some service levels that were previously reduced. The positions set to be added to the operating budget are as follows:

- Police added two (2) new Officers
- Public Services added one (1) new Maintenance Technician
- Parks & Community Services added three (3) new Office Technicians
- Restore funding for seven (7) previously unfunded positions
- Restore funding for employee training and conferences
- Department staffing reorganization

The specific service levels for these positions are described in each of the departmental narratives.

RETIREE HEALTH CARE FUNDING

Several years ago the City began setting aside funds for covering the future liability for providing retiree health benefits. Government accounting rules (GASB 45) requires the City to report this liability. It is currently estimated that the City will have approximately \$25 million set aside in a trust fund by the end of FY 2015-2016 to cover a significant portion of this liability. This budget continues the regular collections that were started from the operating budget to fund both the existing out-of-pocket costs of retiree health care, and to continue to build the fund balance to fully cover the future liability for retiree health care. This year's budget includes a provision of \$1.5 million for retiree healthcare which represents 6% of budgeted salaries plus use of \$0.5 million from General reserves. This level of healthcare cost funding is consistent with the most recent actuarial study that was prepared by Milliman Consultants and Actuaries. In addition to the City's liability for its own retiree's health coverage, there is also a liability for a portion of the Dublin Regional Fire Authority (DRFA)

retiree's health coverage. The City share of this coverage is 42% of the future premiums, amounting to approximately \$0.1 million in this budget year.

EQUIPMENT REPLACEMENT CHARGES

This year's budget includes the continued collection of equipment replacement charges to replenish the Internal Service fund that is used to fund the replacement of City vehicles, equipment and computer equipment. A total of \$0.8 million is being collected for vehicles and equipment replacement and \$0.2 million for information technology replacement in this budget. These funds, together with approximately \$3.7 million of beginning fund reserves are available to fund the \$0.8 million of vehicles and equipment, and \$0.6 million of computer equipment that is planned on being replaced during FY 2015-2016. The continued funding of the equipment replacement fund helps make it possible for City staff to have reliable equipment and vehicles to continue to provide an efficient high level of service.

BUILDING MAINTENANCE FUND

A building maintenance fund was established several years ago to set-aside funds for future repair costs of City owned buildings such as City Hall, Police Station, Permit Center, Libraries, Community Centers, Service Centers, and Senior Centers. In the FY 2015-2016 budget a \$0.2 million amount is to be added to the Building Maintenance Fund. The budget identifies the use of \$0.5 million of the fund balance in FY 2015-2016 for maintenance projects, leaving an estimated year-end balance in the fund of \$0.2 million. The Public Services Department has developed a multi-year facilities maintenance estimate that shows a multi-million dollar need for funding in future years. An ongoing priority will be to continue to identify additional funding for this purpose.

STAFFING LEVEL

This budget reflects the staffing resources available to perform City services. In an effort to restore service levels, this budget includes fully funding seven (7) positions that were previously unfunded in the FY 2014-2015 budget. For FY 2015-2016 the total authorized position count is at 259.

During the first half of FY 2015-2016, the City Manager's office will explore options for a staff reorganization that will include some incentives for staff reductions. The program will look to identify areas of the City where staffing can be adjusted to maintain current service levels and provide savings on employee costs.

NEW CITY HALL

The City of San Ramon will welcome a brand new City Hall in March of 2016. The new City Hall will serve as the first step in the creation of a downtown area sought after by residents in the community. City Hall will be the first step in the transformation of Bollinger Canyon Road over the next several years with a new renovated Library, and a brand new 330,000 square foot retail and entertainment City Center.

The City Hall move and opening gala are budgeted for within the 2015-16 operating budget.


FUTURE OUTLOOK

While the economy is rebounding from the severe downturn there are reasons to be prudent in the City's long term economic approach. The economy in California and nationwide is on course for slow steady growth of about 3% (UCLA Anderson Forecast March 2015) for the next few years. However, several years of drought in California will continue to escalate the cost of water for the City and create a negative impact on the City due to the large number of parks and median strips maintained. The State of California's budget is currently healthy, but the end of the sales tax portion of Proposition 30 in December of 2016 will have a significant undetermined impact on the State budget, which in turn may negatively impact the City of San Ramon. Finally, the City will need to continue to address unfunded projects within its borders to keep up with the rising cost of infrastructure maintenance. This is particularly true in the newly developed parts of the City that are just now beginning to show signs of wear. The amount of revenue coming into the City from taxes has increased; however, it has not been keeping up with the costs of providing services at current levels.

Even with the increase in revenues, the City is still facing a structural deficit of \$1.9 million. The City is projected to have \$28.8 million of reserves going into the 2015-2016 fiscal year. After drawing down \$1.9 million, the projected reserve balance at the end of FY 2015-2016 is \$26.9 million. The possible use of reserves at a \$2 to \$3 million a year pace is not sustainable. What this means is the City will need to adjust its operating expenses to align with ongoing revenue. With a strong reserve base the City is in a position to proceed with an orderly and well considered process to work towards a realignment of operating expenditures. City staff is talented and dedicated, and I am confident they will be up to the task.

I would like to acknowledge the efforts of staff in each City department who helped in the development of this year's budget. I would also like to specifically acknowledge the efforts of Candace Daniels, Finance Division Manager and Vivian Gong, Senior Administrative Analyst who coordinated the compilation of the budget and Administrative Services Director, Eva Phelps who managed the overall preparation of this year's City Budget.

Respectfully submitted,

A handwritten signature in black ink, appearing to read "Greg Rogers", written over a horizontal line.

Greg Rogers
City Manager



This page intentionally left blank

INTRODUCTION



This page intentionally left blank

City of San Ramon

CITY PROFILE

Government

Incorporated July 1, 1983
 Charter City
 Council/City Manager form of government
 Mayor and Four City Councilmembers
 elected at large
 258.75 Full-time employees

Ethnic Composition

Caucasian 53.6%
 Asian 35.6%
 Hispanic/Latino 8.7%
 Two or more other ethnicities 5.3%
 African American 2.8%
 Alaska Native/American Indian 0.3%
 Pacific Islander/Hawaiian Native 0.2%
 Other 0.2%

Demographics

18.56 square miles
 78,561 population of City
 (1/1/2015 State Finance Department)
 37.4 years median age
 \$127,313 median household income
 33,724 registered voters

Businesses (Major employers and number of employees)

Chevron USA Inc.	3600	Old Republic Home Protection	377
Bank of the West	1600	United Parcel Service	327
AT&T	1227	Target	276
Robert Half International Inc.	1000	Five 9, Inc.	270
Accenture LLP	750	Home Depot	206
San Ramon Regional Medical Center	706	24 Hour Fitness	197
General Electric Company	600	Whole Foods	195
Primed Management Consulting	450	Marriott	165
PG&E	427	Sprouts Farmers Market	140
IBM Corporation	401	Toyota Motor Sales, Inc.	153

Community Service Facilities

59	Parks (includes 17 School parks)	4	Fire Stations
3	Community Centers	2	Libraries
1	Senior Center	2	Service Centers
2	Aquatic Centers	11	Elementary Schools
1	Performing Arts Theater	4	Middle Schools
2	Police Stations	2	High Schools
1	Permit Center	1	Community College
		1	Hospital

City of San Ramon

CITY PROFILE

CITY OF SAN RAMON

TODAY

The City of San Ramon incorporated in 1983, and is located in Contra Costa County, a growing area in the eastern portion of the San Francisco Bay Area. The City occupies a land area of 18.56 square miles and serves a population of 78,561. San Ramon continues to show strength as a major employer and a community with high quality residential neighborhoods.

The City of San Ramon is a Charter City that operates under the Council-Manager form of government. Policy making and legislative authority are vested in the City Council, which consists of an elected Mayor for two-years and a four-member Council elected to four-year terms. The governing Council is responsible for the City's ordinances, operation resolutions, adoption of the annual budget, appointing commissions and committees, and hiring the City Manager and City Attorney.

The City provides a number of services and activities summarized as follows:

- Police protection
- Maintenance of streets, road, parks and landscaping
- Recreation and senior activities
- Planning, Building, Transportation, Economic Development, and Engineering services; including storm water and drainage services

The City of San Ramon is considered to be one of the most desirable living areas in the Bay Area. San Ramon has 59 parks; which includes 17 school parks; 3 community centers, 1 senior center, 2 aquatic centers, 2 libraries, 2 police stations, 1 permit center, 4 fire stations, 2 service centers, 11 elementary schools, 4 middle schools and 2 high schools and a community college; a community theater, a performing arts center that showcases a cadre of professional talent, concerts and musicals; and a hospital which offers a complete range of health care programs and services. The City also has a 2 local farmers markets, one that is open year-round and is held twice a week (Saturday and Thursday) and the second is open April -September on Wednesday. The City also issues a quarterly *City Report* that is mailed to all City residents, which provides information on City services, transportation, ongoing City projects and general homeowner information such as property lines, flood zones, voting precincts and upcoming City events.

City of San Ramon

CITY PROFILE

Some examples of the City's strong economy as are follows:

- The San Ramon residential unemployment rate has been measured by the State Employment Development Department and as of March 2015 (not seasonally adjusted) was approximately 3.4%; compared to the California Statewide unemployment rate of 7.3%.
- San Ramon has a relatively high median household income level which was \$127,313 as estimated by the U.S. Census Bureau in the American Community Survey, which is nearly twice the State of California level.
- San Ramon assessed property values increased 9.39% for the 2014-15 tax rolls. This is compared to a Contra Costa County-wide increase in assessed values of 9.0%.
- San Ramon has been recognized for proactive transportation planning:
 - Recipient of the “Telly” award for the Street Smarts Program
 - Recognized by the EPA and the DOT for an outstanding Commuter Program
 - Implementation of the TRAFFIX School Bus Program – reduced the amount of vehicle trips
- San Ramon currently has the rate of 8.65% office vacancy.
- The 2012 U.S. Census Bureau data states the following education attainment within the City of San Ramon:
 - Less than 9th grade – 1.1%
 - 9th to 12th grade, no diploma – 1.5%
 - High School graduate – 10.4%
 - Some college, no degree - 17.5%
 - Associate's degree – 7.7%
 - Bachelor's degree – 37.7%
 - Graduate or professional degree – 24.2%

Significant accomplishments, for the City, during the last few years are as follows:

- Opened a Performing Arts Center in 2007
- Established its own Police Department in 2007
- Instituted a One-Stop Permit Center 2011
- Received numerous awards for Community Parks
- Implemented the program “Shop San Ramon First”

City of San Ramon

CITY PROFILE

- Received awards for Excellence in Financial Reporting for FY2003-2004 through FY2013-2014
- Beginning in 2008, and every year since then have received a AAA rating from Standard & Poors
- Implemented new social media platforms in 2012: *Twitter, Open San Ramon and Share This*
- Opened the new Amador Rancho Community Center in 2014

City of San Ramon

MISSION STATEMENT

‘We provide efficient delivery of quality public services that are essential to those who live and work in San Ramon’



This page intentionally left blank

City of San Ramon

CITY COUNCIL PRIORITIES AND GOALS

City Council Priorities and Goals represent the areas of emphasis for the upcoming year. The City Council provides direction to the City Manager and his staff through these priorities and goals which are highlighted and represented in each department's programs and activities. City Council Priorities and Goals identify where and how public funds will be expended.

Ongoing Priorities and Goals

FY 2015-16

1. Maintain a Safe and Secure Environment

- Ensure the Police Department maintains a safe and secure environment for those that live and work in San Ramon
- Continue Emergency Planning and Preparedness efforts within the City; coordinate with the San Ramon Valley Fire Protection District and the San Ramon Valley Unified School District

2. Maintain a Secure Financial Base

- Implement the City Center plan
- Continue efforts to retain and attract new businesses
- Continue to implement policies to strengthen the City's financial condition through a thorough review and analysis of the Multi-Year Revenue and Expenditure Forecast
- Maintain adequate reserves
- Identify alternative funding sources (CFD, Sales Tax, TOT, Grants)

3. Staffing/Resources to Provide City Services

- Ensure equitable benefits and salaries based on the current economy
- Continue to focus on succession planning in the transitional environment ensuring key positions are not compromised
- Utilize and support volunteers
- Continue participation on sub-regional, regional and Statewide committees and task forces

4. Build and Maintain Quality Facilities and Infrastructure

- Maintain thoroughfares, streets, sidewalks, streetscapes, parks, creeks, trails, pathways, facilities, and other infrastructure in a manner that continues to enhance the City's image

CITY COUNCIL PRIORITIES AND GOALS

5. *Enhance Communication with Residents and Business Community*

- Continue to use the Citizen Request Management (CRM) System, GOVDelivery, Tweets and other service level criteria
- Continue regular liaison meetings with local government agencies (San Ramon Valley Unified School District (SRVUSD), San Ramon Valley Fire Protection District (SRVFPD), East Bay Municipal Utility District (EBMUD, Alameda County, Bay Area Rapid Transit (BART), and Tri-Valley cities

6. *Continue Efforts to Support Priority Development Areas (PDAs)*

- Continue to implement the North Camino Ramon Specific Plan
- Seek funding for infrastructure improvements and public facilities
- Work with developers and community to conform with the North Camino Ramon Specific Plan and the Economic Development Strategic Plan that achieves smart growth principles

OVERVIEW



This page intentionally left blank

City of San Ramon

BUDGET PRINCIPLES

The budget is the City Council's primary decision and policy-making tool.

- Budget information should be understandable to the public despite the complexities of accounting and legal requirements.
- Labor costs must reflect productive labor costs and all associated fringe benefits from existing contracts, as well as management forecasts for the future for those individuals working on particular projects and programs.
- Expenses should reflect changes in operations, market conditions and forecast rate changes, not just a cost of living escalation.
- The difference between one-time or non-recurring costs and ongoing and recurring costs should be acknowledged.
- Revenue should reflect those projected to be generated from existing businesses, and from plans for expansion under existing laws, not desired changes.
- Reserves should be maintained at appropriate levels as established by policy.

Using these principles, we attempt to present a realistic forecast of both revenue and expenses that offer a relative picture of the coming fiscal year and future years regardless of whether a deficit or surplus is forecasted.

Neither optimistic assumptions as to new grants nor pessimistic forecasts of new revenue losses are reflected. Forecast expenditures only identify authorized service expansions and consensus growth assumptions.

It is hoped that the budget offers a valid base to measure the performance of City departments against their best plans, as well as the various funds against the policies and direction provided by the City Council.



This page intentionally left blank

City of San Ramon

GUIDE TO THE BUDGET

This budget document is for Fiscal Year 2015-16. It is organized into eleven parts: (1) Budget Message, (2) Introduction, (3) Overview, (4) Budget Summaries, (5) Revenue, (6) Departments, (7) Special Funds, (8) Capital Improvement Program, (9) Geologic Hazard Abatement District, (10) San Ramon Housing Successor and (11) Appendices. In particular, the guide provides an overview of the structure of the budget, the sections contained in it, and the major objectives of each section. The guide also provides an overview of how the financial information contained in the budget document is organized, and how expenditures for personnel services, supplies and services, and other expenditure categories are accumulated into the various levels reported in the budget document. This guide also reviews how programs or activities are summarized at the next higher organizational level. Charts showing the various reporting relationships are included for the reader's review and reference.

Organization of the Budget Document

The budget document contains several elements designed to enhance the reader's knowledge and understanding of the spending plan represented by the budget.

Budget Message – The primary goal of the Budget Message is to communicate to the reader the major issues facing the City of San Ramon and how those issues impact the City's financial plan. The Budget Message accomplishes this task by outlining the City's fiscal status and summarizing the actions being recommended to the City Council to meet the legal requirements for a balanced budget. It describes program impacts and modifications and addresses the City's financial outlook.

Citywide Organization Chart – This chart displays the hierarchy of City government.

Introductory Section

City Profile – San Ramon's demographics are presented in this section, as well as an introduction to the services provided by and the characteristics of the City.

City of San Ramon Today – This provides a brief overview of the City's services, accomplishments and a brief background of the City since incorporation in 1983.

Mission Statement – Adopted by the City Council in 1997 and exemplifies our daily goal to provide quality customer service.

City of San Ramon

GUIDE TO THE BUDGET

Overview

Budget Principles – Guideline to establishing a budget.

Guide to the Budget – This section provides a type of “map” of the budget, briefly describing the major sections that make up the budget.

Budget Summaries – Included in this section are total City revenue and total City spending, as well as summaries of all budgets by fund.

Revenue – Included in this section are descriptions of the various types of City revenue sources.

Departments – This section provides detailed information for each City department, including an organization chart, overall staffing, Statement of Purpose, Significant Accomplishments for FY 2014-2015, Major Action Plan Items for FY 2015-2016, and Department Budgets for FY 2015-2016.

Other Special Funds

Special Revenue – This section explains the use of funds, which have been created in accordance with the requirements of State and Federal statutes and City Council actions, and can be used only for specific purposes.

Debt Service – This section provides detail on the accumulation of resources and the payment of principal and interest on the City’s bonds, Certificate of Participation (COP) and other long-term obligations.

Internal Service – This section includes equipment replacement, insurance and benefit liability and investment management.

Capital Improvement Program- This section of the budget contains a summarized version of the adopted Capital Improvement Program (CIP) projects. The CIP is a plan and schedule of expenditures for major infrastructure improvement of roads, sidewalks, City facilities, etc.

City of San Ramon

GUIDE TO THE BUDGET

Geologic Hazard Abatement District 1990-01 – This section explains the use of the Geologic Hazard Abatement District 1990-01 (GHAD) funds, per the Public Resources Code of the State of California Section 26500. The use of the funding is specifically for the prevention, mitigation, abatement, or control of a geologic hazard, and mitigation or abatement of structural hazards that are partly or wholly caused by geologic hazards within the GHAD boundaries.

San Ramon Housing Successor – This section identifies the types of affordable housing activities that may be undertaken by the San Ramon Successor Agency Housing.

Appendices

- Glossary of Terms
- Acronyms
- List of Funds
- Authorized Personnel Positions
- City Resolution No. 2015-050
- Statement of Revenue, Expenditures and Changes in Fund Balances
- Appropriation Limit Calculation



This page intentionally left blank

BUDGET SUMMARIES



This page intentionally left blank

CITY OF SAN RAMON
STATEMENT OF REVENUES, EXPENDITURES AND CHANGES IN FUND BALANCE

	General Fund	Other Operating Funds	Special Revenue Funds	Debt Service Funds	Capital Project Funds	Internal Service Funds	GHAD Fund	San Ramon Housing Successor	Total
Fund Balance, July 1, 2015	\$ 9,772,976	\$ 7,854,063	\$ 11,406,746	\$ 15,210,412	\$ 10,606,397	\$ 8,339,284	\$ 8,045,031	\$ -	\$ 71,234,909
REVENUE									
Property Tax	\$ 16,751,728	\$ -	\$ -	\$ -	\$ -	\$ -	\$ -	\$ -	\$ 16,751,728
Special Assessments	-	4,687,597	-	-	-	-	1,581,513	-	6,269,110
Sales and Use Tax	10,126,807	-	-	-	-	-	-	-	10,126,807
Property Transfer Tax	700,000	-	-	-	-	-	-	-	700,000
Transient Occupancy Taxes (TOT)	2,670,223	-	-	-	-	-	-	-	2,670,223
Franchise Fees	4,826,310	-	-	-	-	-	-	-	4,826,310
Licenses and Permits	1,587,550	-	-	-	-	-	8,000	-	1,595,550
Intergovernmental	192,170	15,751,722	4,422,864	-	616,300	85,626	-	-	21,068,682
Charges for Services	8,223,255	-	228,000	-	-	62,000	-	-	8,513,255
Fines and Forfeitures	372,972	-	-	-	-	-	-	-	372,972
Investment Income	75,000	-	-	-	25,000	-	80,450	-	180,450
Development Fees	-	-	2,011,516	-	-	-	-	-	2,011,516
Land Sale	-	-	-	-	-	-	-	1,500,000	1,500,000
Miscellaneous Revenue	2,216,762	381,687	-	1,315,233	-	10,837,635	39,319	-	14,790,636
Total Revenues	47,742,777	20,821,006	6,662,380	1,315,233	641,300	10,985,261	1,709,282	1,500,000	91,377,239
EXPENDITURES									
General Government	2,094,497	-	-	-	-	-	-	-	2,094,497
Administrative Services	3,599,581	-	-	-	-	51,309	-	-	3,650,890
Planning/Community Development	3,869,338	855,775	43,002	-	-	-	-	-	4,768,115
Police Services	12,311,112	6,890,915	-	-	-	-	-	-	19,202,027
Engineering Services	3,475,597	571,998	-	-	-	-	679,173	-	4,726,768
Public Services	9,980,223	14,427,047	-	-	-	-	-	-	24,407,270
Parks & Community Services	9,120,486	-	-	-	-	-	-	-	9,120,486
Non-Departmental	50,000	100,000	-	-	-	-	-	-	150,000
Housing Programs	-	-	-	-	-	-	-	853,118	853,118
Debt Service	-	-	-	3,375,312	-	-	-	-	3,375,312
Capital Improvement Program (CIP)	-	-	-	-	12,694,865	-	-	-	12,694,865
Vehicle/IS Replacement	-	-	-	-	-	998,735	-	-	998,735
Insurance	-	-	-	-	-	2,647,746	-	-	2,647,746
Healthcare	-	-	-	-	-	7,531,878	-	-	7,531,878
Total Expenditures	44,500,834	22,845,735	43,002	3,375,312	12,694,865	11,229,668	679,173	853,118	96,221,707
OTHER FINANCING SOURCES (USES)									
Operating Transfers In	2,492,263	2,416,659	-	3,369,162	12,351,842	234,317	-	-	20,864,243
Operating Transfers Out	(6,431,549)	(1,849,828)	(9,891,632)	(1,315,233)	(25,000)	(980,446)	(70,555)	(300,000)	(20,864,243)
Total Other Financing Sources	(3,939,286)	566,831	(9,891,632)	2,053,929	12,326,842	(746,129)	(70,555)	(300,000)	-
Net Increase (Decrease) in Fund Balance	(697,343)	(1,457,898)	(3,272,254)	(6,150)	273,277	(990,536)	959,554	346,882	(4,844,468)
FUND BALANCE:									
Fund Balance, June 30, 2016	\$ 9,075,633	\$ 6,396,165	\$ 8,134,492	\$ 15,204,262	\$ 10,879,674	\$ 7,348,748	\$ 9,004,585	\$ 346,882	\$ 66,390,441

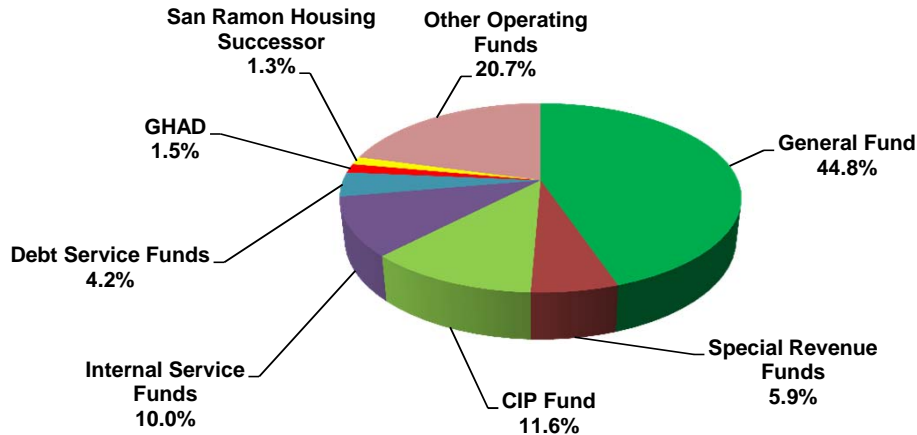


This page intentionally left blank

City Revenue by Fund*
Total \$112,241,482 FY 2015-16

Fund	Fund Description	13/14 Actual	14/15 Final	% Change	15/16 Adopted	% Change
101	General Fund	\$ 44,078,130	\$ 44,686,104	1.38%	\$ 50,235,040	12.42%
202	Planning Cost Recovery	291,221	225,000	-22.74%	228,000	1.33%
203	Geographic Information System	116,348	52,500	100.00%	55,500	5.71%
205-225	Development Mitigation	174,791	87,343	-50.03%	233,687	167.55%
230	Gas Tax	2,445,457	1,864,187	-23.77%	1,671,302	-10.35%
240/241	Park Development	1,547,451	480,000	-68.98%	456,000	-5.00%
245	Crow Canyon Project	33	-	0.00%	-	0.00%
250	SCCJEP A	1,220,944	749,002	-38.65%	1,184,842	58.19%
260	Street Maintenance & Improvement	1,034,754	1,195,949	15.58%	2,751,562	130.07%
270	Traffic Improvement	73,432	91,424	24.50%	64,094	-29.89%
280	Tri-Valley Transportation Fund	35,260	44,595	100.00%	17,393	-61.00%
283	Pub Educ & Govt. (PEG) Fund	233,521	220,000	-5.79%	240,000	9.09%
301	Citywide Landscaping	1,499,265	1,477,076	-1.48%	1,552,211	5.09%
302	Citywide Lighting	818,612	723,974	-11.56%	767,723	6.04%
310-375	Landscaping & Lighting Special Dist.	1,585,582	1,574,158	-0.72%	1,586,026	0.75%
380	Canyon Park	11,366	10,990	-3.31%	10,990	0.00%
382	Village Center Common Area	10,308	10,260	-0.47%	10,260	0.00%
383	Dougherty Valley	12,398,771	14,290,436	15.26%	16,838,947	17.83%
384	Solid Waste	190,852	178,000	-6.73%	185,000	3.93%
385	GHAD	1,492,383	1,569,483	5.17%	1,709,282	8.91%
387	Non Point Drainage	1,149,676	1,173,170	2.04%	1,155,733	-1.49%
388	Street Smarts	203,867	228,200	11.94%	274,700	20.38%
389	TDM Programs	345,895	648,443	87.47%	616,075	-4.99%
390	Local Law Enforcement Block Grant	43	-	0.00%	-	0.00%
391	Police Services Donations	2,869	-	-100.00%	-	0.00%
392	Narcotic Asset Forfeiture	1,981	-	-100.00%	-	0.00%
395	San Ramon Housing Successor	-	-	0.00%	1,500,000	100.00%
397	Project Participation	7	-	-100.00%	-	0.00%
420	Capital Projects	7,975,409	10,348,665	29.76%	12,993,142	25.55%
515-542	Debt Service Funds	4,250,774	4,610,645	8.47%	4,684,395	1.60%
610-630	Internal Service	10,092,418	10,190,072	0.97%	11,219,578	10.10%
Total Revenue		\$ 93,281,420	\$ 96,729,676	3.70%	\$ 112,241,482	16.04%

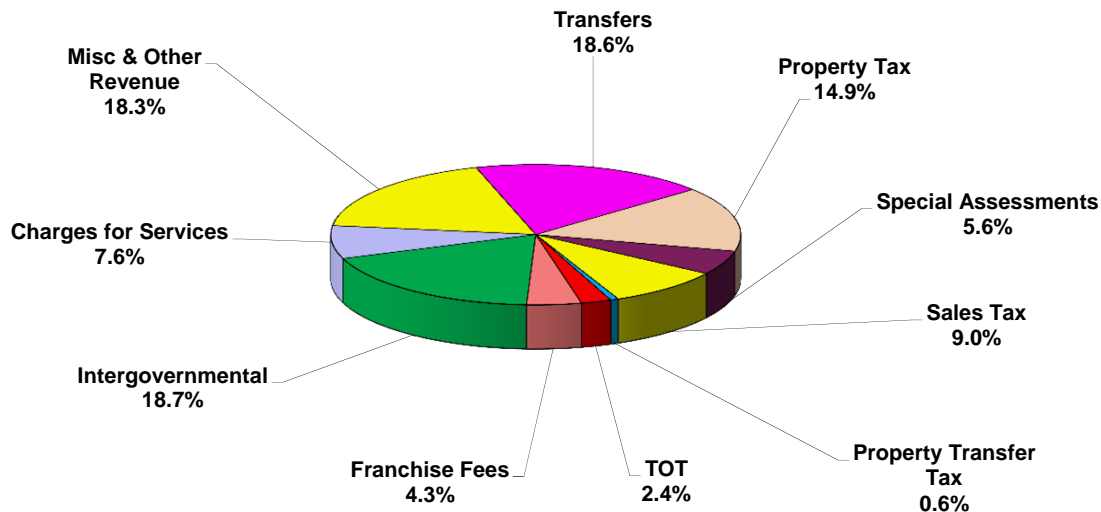
*Includes Transfers In



City Revenue by Source
Total \$112,241,482 FY 2015-16

Revenue Source	11/12 Actual	12/13 Actual	13/14 Actual	14/15 Final	15/16 Adopted
Property Tax	\$ 22,489,713	\$ 13,720,279	\$ 14,631,754	\$ 15,617,000	\$ 16,751,728
Special Assessments	5,664,796	5,861,999	5,971,396	6,089,086	6,269,110
Sales & Use Tax	8,198,736	8,336,061	9,696,495	10,096,000	10,126,807
Property Transfer Tax	439,705	518,437	810,014	700,000	700,000
Transient Occupancy Tax (TOT)	1,741,065	2,095,975	2,246,187	2,211,241	2,670,223
Franchise Fees	3,978,051	4,081,825	4,244,128	4,282,901	4,826,310
Licenses & Permits*	1,043,209	1,224,339	1,579,740	1,449,337	1,595,550
Intergovernmental	16,018,843	16,388,763	17,545,791	18,982,123	21,017,373
Charges for Services	4,779,404	5,389,043	5,907,525	5,555,318	8,513,255
Fines & Forfeitures*	373,238	377,084	332,225	373,706	372,972
Investment Income*	874,461	(52,155)	1,061,557	232,407	231,759
Development Fees*	573,560	2,909,297	3,016,942	1,499,864	2,011,516
Land Sale*	437,702	436,498	437,100	437,100	1,500,000
Bond Proceeds*	18,443,654	-	-	-	-
Miscellaneous Revenue*	12,113,353	12,381,176	11,888,326	13,287,355	14,790,636
Total Revenue Before Transfers	\$ 97,169,490	\$ 73,668,621	\$ 79,369,180	\$ 80,813,438	\$ 91,377,239
Transfers In	\$ 55,059,609	\$ 14,940,019	\$ 13,912,240	\$ 15,916,238	\$ 20,864,243
Total Revenue Including Transfers	\$ 152,229,099	\$ 88,608,640	\$ 93,281,420	\$ 96,729,676	\$ 112,241,482

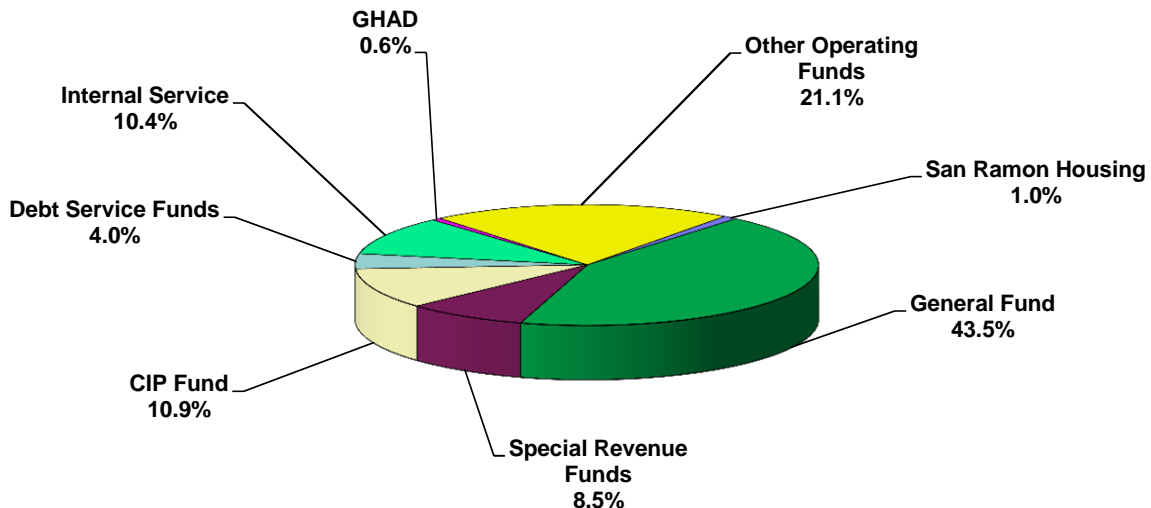
* Included as other revenue



City Expenditures by Fund *
Total \$117,085,950 FY 2015-16

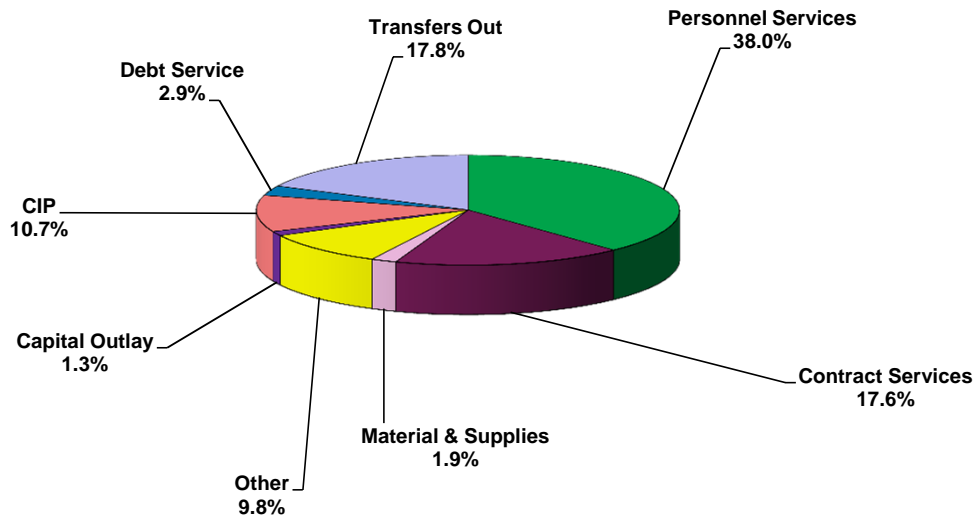
Fund	Fund Description	13/14 Actual	14/15 Final	% Change	15/16 Adopted	% Change
101	General Fund	\$ 44,088,741	\$ 48,679,361	10.41%	\$ 50,932,383	4.63%
202	Planning Cost Recovery	49,554	50,901	100.00%	43,002	-15.52%
203	Geographic Information System	47,843	30,000	100.00%	22,000	-26.67%
205-225	Development Mitigation	298,438	104,824	-64.88%	106,266	1.38%
230	Gas Tax	1,969,293	2,383,342	21.03%	2,739,758	14.95%
240	Park Development	161,853	781,634	382.93%	889,018	13.74%
250	SCCJEPA	34,671	32,538	-6.15%	3,016,286	9170.04%
260	Street Maintenance & Improvement	1,229,442	1,220,884	-0.70%	3,014,613	146.92%
270	Traffic Improvement	76,227	456,988	499.51%	103,691	-77.31%
283	Pub Educ & Govt. (PEG) Fund	4,170	220,000	5175.78%	575,000	161.36%
301	Citywide Landscaping	1,628,464	1,992,592	22.36%	1,819,312	-8.70%
302	Citywide Lighting	635,482	659,991	3.86%	745,944	13.02%
310-375	Landscaping & Lighting Special Di	1,428,240	1,623,224	13.65%	1,732,651	6.74%
380	Canyon Park	9,343	19,834	112.29%	20,220	1.95%
382	Village Center Common Area	1,724	10,260	495.13%	10,260	0.00%
383	Dougherty Valley	13,877,689	15,516,374	11.81%	17,568,013	13.22%
384	Solid Waste	190,916	218,085	14.23%	212,655	-2.49%
385	GHAD	490,133	750,526	53.13%	749,728	-0.11%
387	Non Point Drainage	1,323,076	1,222,714	-7.59%	1,155,733	-5.48%
388	Street Smarts	129,732	193,200	48.92%	239,700	24.07%
389	TDM Programs	345,894	648,443	87.47%	616,075	-4.99%
391	Police Services Donations	6,000	-	-100.00%	-	0.00%
395	San Ramon Housing Successor	-	-	-100.00%	1,153,118	0.00%
397	Project Participation	2,843	-	-100.00%	-	0.00%
420	Capital Projects	8,525,999	10,276,610	20.53%	12,719,865	23.77%
515-542	Debt Service Funds	4,479,879	4,616,794	3.06%	4,690,545	1.60%
610-630	Internal Service	12,752,366	11,757,224	-7.80%	12,210,114	3.85%
Total Expenditures		\$ 93,788,012	\$ 103,466,343	10.32%	\$ 117,085,950	13.16%

*Includes Transfers Out



City Expenditures by Category
Total \$117,085,950 FY 2015-16

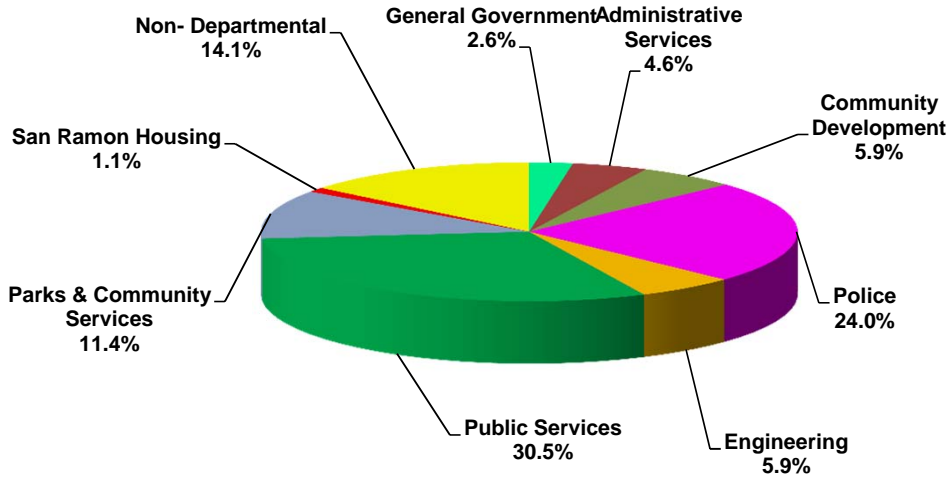
Description	11/12 Actual	12/13 Actual	13/14 Actual	14/15 Final	15/16 Adopted
Personnel Services	\$ 38,033,558	\$ 37,392,308	\$ 38,444,847	\$ 40,632,282	\$ 44,448,099
Contract Services	13,846,711	14,281,578	15,677,836	18,929,323	20,578,283
Material & Supplies	1,811,873	1,780,522	1,937,582	2,161,222	2,263,179
Other Costs	9,952,504	9,913,305	12,659,846	10,724,809	11,502,941
Capital Outlay	749,153	515,632	79,750	1,680,085	1,522,483
Capital Improvement Program (CIP)	10,213,919	8,165,285	2,934,267	977,185	12,531,410
Debt Service	21,452,614	1,930,557	8,100,870	12,255,199	3,375,312
Total Expenditures Before Transfers	\$ 96,060,332	\$ 73,979,187	\$ 79,834,998	\$ 87,360,105	\$ 96,221,707
Transfers Out	\$ 59,507,510	\$ 14,881,900	\$ 13,953,014	\$ 16,106,238	\$ 20,864,243
Total Expenditures Including Transfers	\$ 155,567,842	\$ 88,861,087	\$ 93,788,012	\$ 103,466,343	\$ 117,085,950



City Expenditures by Department *
Total \$80,151,530 FY 2015-16

Description	11/12 Actual	12/13 Actual	13/14 Actual	14/15 Final	15/16 Adopted
General Government	\$ 1,564,661	\$ 1,643,589	\$ 1,872,943	\$ 2,231,529	\$ 2,094,497
Administrative Services	2,898,348	2,900,639	2,788,099	3,354,148	3,650,890
Planning/Community Development	3,563,629	3,708,223	3,842,828	4,394,397	4,768,115
Police Services	16,097,775	16,616,899	17,047,262	17,982,670	19,202,027
Engineering Services	3,068,114	3,185,541	3,335,268	4,032,945	4,726,768
Public Services	18,051,338	18,787,486	19,723,103	22,089,911	24,407,270
Parks & Community Services	7,275,890	7,546,558	7,687,618	8,433,211	9,120,486
Economic Development	2,581,613	-	-	-	-
San Ramon Housing	-	-	-	-	853,118
Non-Departmental	9,292,431	9,494,410	12,138,849	11,446,723	11,328,359
Total Expenditures	\$ 64,393,799	\$ 63,883,345	\$ 68,435,970	\$ 73,965,534	\$ 80,151,530

* Excludes Transfers, CIP & Debt Service



**CITY OF SAN RAMON
Interfund Transfers**

Fund Description	Transfer In	Transfer Out
General Fund	2,492,263	6,431,549
Geographic Info System	-	22,000
Development Mitigation	-	106,266
Gas Tax	-	2,739,758
Park Development	-	889,018
SCCJEPA	-	3,016,286
Street Maintenance & Improvement	-	3,014,613
Traffic Improvement	-	103,691
Public Education and Government	-	475,000
Citywide Landscaping	-	626,591
Citywide Lighting	-	227,711
Special Zones	377,586	213,155
Village Center Common Area	4,073	-
Canyon Park	-	2,517
Dougherty Valley	2,000,000	272,529
GHAD	-	70,555
Non Point Drainage	-	32,325
San Ramon Housing	-	300,000
Street Smarts	35,000	-
Capital Improvement	12,351,842	25,000
Pension Obligation Debt Service Fund	1,315,233	1,315,233
LED Light Debt Service Fund	236,706	-
COP#11 Debt Service Fund	236,923	-
COP#12 Debt Service Fund	1,580,300	-
Equipment Replacement Internal Service Fund	-	107,800
Info Services Equipment Replacement Internal Service Fund	-	350,000
Insurance Liability Internal Service Fund	34,317	-
Building Maintenance Internal Service Fund	200,000	522,646
	<u>20,864,243</u>	<u>20,864,243</u>

City of San Ramon
GENERAL FUND

The General fund is the most versatile of all the City's funds because it has no specific legal restrictions as to its use. General Fund revenue includes property taxes, sales and use taxes, transient occupancy taxes, franchise fees, licenses and permits, intergovernmental, charges for services, investment income, and various miscellaneous revenues. The General Fund revenue is primarily used to support public safety, parks and other administrative services.



This page intentionally left blank

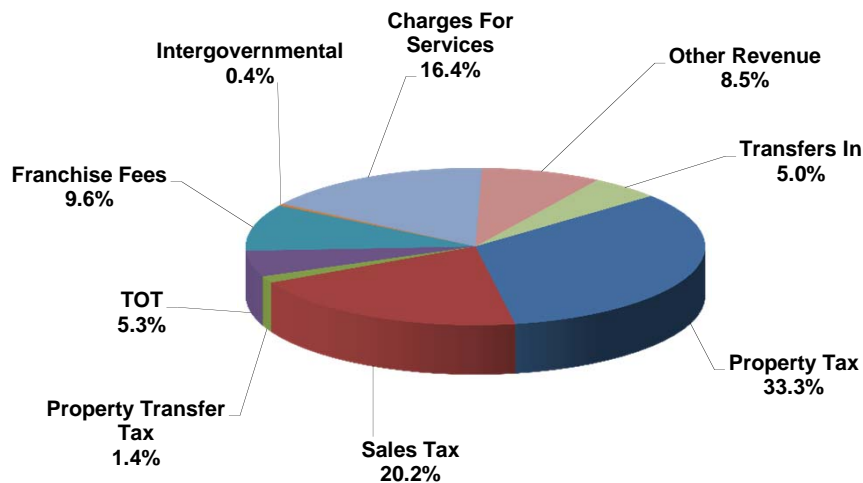
**GENERAL FUND
REVENUE - EXPENDITURE - FUND BALANCE**

Description	11/12 Audited Actual	12/13 Audited Actual	13/14 Audited Actual	14/15 Amended Budget	15/16 Adopted Budget
Fund Balance, July 1	\$ 7,169,298	\$ 8,938,238	\$ 11,754,580	\$ 11,743,969	\$ 9,772,976
REVENUE					
Property Tax	\$ 13,945,600	\$ 13,720,279	\$ 14,631,754	\$ 15,617,000	\$ 16,751,728
Sales and Use Tax	8,198,736	8,336,061	9,696,495	10,096,000	10,126,807
Property Transfer Tax	439,705	518,437	810,014	700,000	700,000
Transient Occupancy Taxes (TOT)	1,741,065	2,095,975	2,246,187	2,211,241	2,670,223
Franchise Fees	3,978,051	4,081,825	4,244,128	4,282,901	4,826,310
Licenses and Permits	1,039,144	1,217,859	1,568,690	1,443,337	1,587,550
Intergovernmental	254,549	199,496	288,589	163,504	192,170
Charges for Services	4,579,523	5,160,981	5,562,685	5,268,318	8,223,255
Fines and Forfeitures	372,578	369,031	331,413	373,706	372,972
Investment Income	145,096	45,194	658,016	124,215	75,000
Development Fees	43,876	61,991	-	-	-
Land Sale	437,702	436,498	437,100	437,100	-
Miscellaneous Revenue	1,855,103	2,230,888	1,389,092	1,793,375	2,216,762
Total Revenues	37,030,728	38,474,515	41,864,163	42,510,697	47,742,777
EXPENDITURES					
General Government	1,564,661	1,643,589	1,872,943	2,231,529	2,094,497
Administrative Services	2,857,778	2,857,490	2,742,766	3,306,911	3,599,581
Planning/Community Development	3,070,700	3,186,020	3,317,648	3,501,853	3,869,338
Police Services	10,299,491	10,653,633	11,007,518	11,440,311	12,311,112
Engineering Services	2,194,115	2,335,720	2,407,004	2,835,221	3,475,597
Public Services	8,177,605	8,331,591	8,546,593	9,407,910	9,980,223
Parks & Community Services	7,275,890	7,546,558	7,687,618	8,433,211	9,120,486
Economic Development	242,824	-	-	-	-
Non-Departmental	462,794	1,910	-	50,000	50,000
Total Expenditures	36,145,858	36,556,511	37,582,090	41,206,946	44,500,834
OTHER FINANCING SOURCES (USES)					
Operating Transfers In	2,886,064	2,403,305	2,213,967	2,175,407	2,492,263
Operating Transfers Out	(2,001,997)	(1,504,967)	(6,506,651)	(7,472,415)	(6,431,549)
Total Other Financing Sources	884,067	898,338	(4,292,684)	(5,297,008)	(3,939,286)
Net Increase (Decrease) in Fund Balance	\$ 1,768,937	\$ 2,816,342	\$ (10,611)	\$ (3,993,257)	\$ (697,343)
FUND BALANCE:					
Fund Balance, June 30	\$ 8,938,238	\$ 11,754,580	\$ 11,743,969	\$7,750,712	\$9,075,633

General Fund Revenue by Source
Total \$50,235,040 FY 2015-16

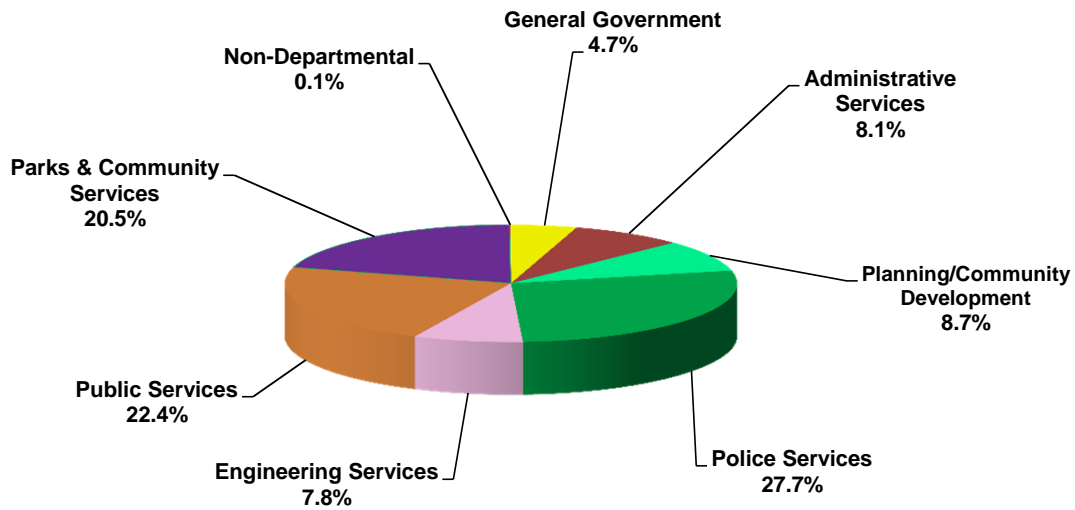
Revenue Source	11/12 Actual	12/13 Actual	13/14 Actual	14/15 Final	15/16 Adopted
Property Tax	\$ 13,945,600	\$ 13,720,279	\$ 14,631,754	\$ 15,617,000	\$ 16,751,728
Sales Tax	8,198,736	8,336,061	9,696,495	10,096,000	10,126,807
Property Transfer Tax	439,705	518,437	810,014	700,000	700,000
Transient Occupancy Tax (TOT)	1,741,065	2,095,975	2,246,187	2,211,241	2,670,223
Franchise Fees	3,978,051	4,081,825	4,244,128	4,282,901	4,826,310
Licenses & Permits*	1,039,144	1,217,859	1,568,690	1,443,337	1,587,550
Intergovernmental	254,549	199,496	288,589	163,504	192,170
Charges For Services	4,579,523	5,160,981	5,562,685	5,268,318	8,223,255
Fines & Forfeitures*	372,578	369,031	331,413	373,706	372,972
Investment Income*	145,096	45,194	658,016	124,215	75,000
Development Fees*	43,876	61,991	-	-	-
Land Sale*	437,702	436,498	437,100	437,100	-
Miscellaneous Revenue*	1,855,103	2,230,888	1,389,092	1,793,375	2,216,762
Transfers In	2,886,064	2,403,305	2,213,967	2,175,407	2,492,263
Total Revenue	\$ 39,916,792	\$ 40,877,820	\$ 44,078,130	\$ 44,686,104	\$ 50,235,040

* Included as other revenue



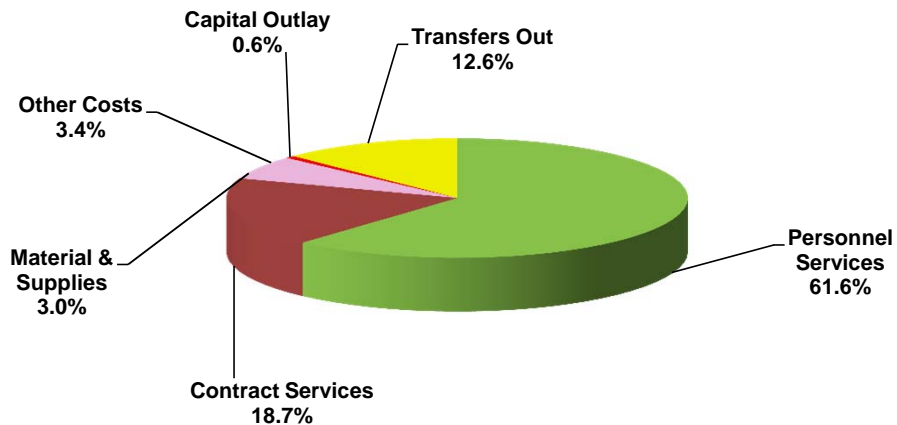
General Fund Expenditures by Department
Total \$44,500,834 FY 2015-16

Description	11/12 Actual	12/13 Actual	13/14 Actual	14/15 Final	15/16 Adopted
General Government	\$ 1,564,661	\$ 1,643,589	\$ 1,872,943	\$ 2,231,529	\$ 2,094,497
Administrative Services	2,857,778	2,857,490	2,742,766	3,306,911	3,599,581
Planning/Community Developme	3,070,700	3,186,020	3,317,648	3,501,853	3,869,338
Police Services	10,299,491	10,653,633	11,007,518	11,440,311	12,311,112
Engineering Services	2,194,115	2,335,720	2,407,004	2,835,221	3,475,597
Public Services	8,177,605	8,331,591	8,546,593	9,407,910	9,980,223
Parks & Community Services	7,275,890	7,546,558	7,687,618	8,433,211	9,120,486
Economic Development	242,824	-	-	-	-
Non-Departmental	462,794	1,910	-	50,000	50,000
Total Expenditures	\$ 36,145,858	\$ 36,556,511	\$ 37,582,090	\$ 41,206,946	\$ 44,500,834



General Fund Expenditures by Category
Total \$50,932,383 FY 2015-16

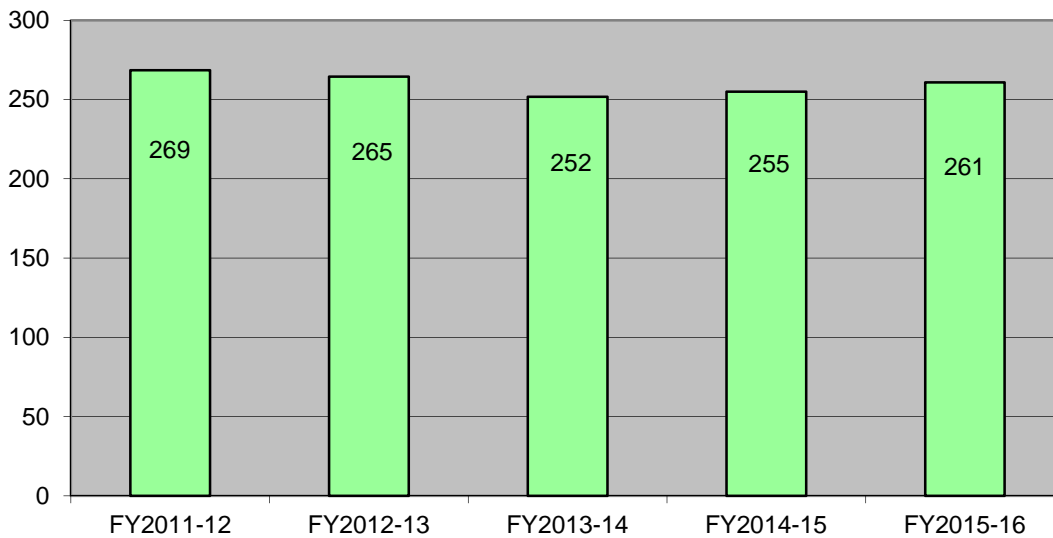
Description	11/12 Actual	12/13 Actual	13/14 Actual	14/15 Final	15/16 Adopted
Personnel Services	\$ 26,815,141	\$ 27,226,994	\$ 27,349,112	\$ 29,217,442	\$ 31,397,802
Contract Services	6,616,150	6,623,014	7,585,977	9,037,108	9,523,363
Material & Supplies	1,208,701	1,201,453	1,320,857	1,410,276	1,506,754
Other Costs	1,492,966	1,456,523	1,282,833	1,455,169	1,748,604
Capital Outlay	12,900	48,527	43,311	86,951	324,311
Total Expenditures Before Transfers	\$ 36,145,858	\$ 36,556,511	\$ 37,582,090	\$ 41,206,946	\$ 44,500,834
Capital Improvement Program (CIP)	77,946	-	\$2,802,043	\$3,249,542	\$1,025,042
Debt Service Transfer Out	1,196,233	1,226,833	2,759,664	3,129,861	3,137,190
Other Transfers Out	727,818	278,134	944,944	1,093,012	2,269,317
Total Expenditures Including Transfers	\$ 38,147,855	\$ 38,061,478	\$ 44,088,741	\$ 48,679,361	\$ 50,932,383



Full Time Equivalents (FTE) By Department

Department	11/12 Actual	12/13 Actual	13/14 Actual	14/15 Final	15/16 Adopted
General Government	9.00	9.00	9.00	9.00	9.00
Administrative Services	18.00	18.00	17.00	17.00	17.00
Planning/Community Development	24.50	24.50	20.00	21.00	21.00
Police Services*	77.50	77.50	81.50	83.50	85.00
Engineering Services	24.00	24.00	21.00	21.00	21.00
Public Services	77.90	77.90	71.30	71.50	72.75
Parks and Community Services	33.60	33.60	31.80	32.00	35.00
Economic/Redevelopment	4.00	-	-	-	-
Total FTE Personnel	268.50	264.50	251.60	255.00	260.75

* Budget includes 2 "Anticipatory Hiring" police officer positions that are not fully funded and part of the official FTE count. Authorized Count 258.75.



CITY OF SAN RAMON APPROPRIATION LIMIT CALCULATION

FISCAL YEAR 2015-16 APPROPRIATIONS LIMIT

A.	FY 2014-15 APPROPRIATIONS LIMIT	<u>\$ 60,740,712</u>
B.	ADJUSTMENT FACTORS	
	1. City Population Growth	1.0149
	2. California Per Capita Income	1.0382
	Total Adjustment %	1.0537
C.	ANNUAL ADJUSTMENT	3,259,904
D.	OTHER ADJUSTMENTS	<u>0</u>
E.	TOTAL ADJUSTMENTS	<u>3,259,904</u>
F.	FY 2015-16 APPROPRIATIONS LIMIT	<u>\$ 64,000,616</u>

FY 2015-16 APPROPRIATIONS SUBJECT TO LIMITATION

A.	PROCEEDS OF TAXES:	
	Property Tax	\$ 16,751,728
	Sales & Use Tax	10,126,807
	Property Transfer Tax	700,000
	Transient Occupancy Tax	2,670,223
	Motor Vehicle In Lieu	-
	Off-Highway Vehicles	-
	Interest Earned on Proceeds of Taxes	47,518.33
		<u>\$30,296,276</u>
B.	EXCLUSIONS:	
	Debt Service	3,137,190
	Qualified Capital Outlays	-
		<u>3,137,190</u>
C.	APPROPRIATIONS SUBJECT TO LIMITATION	27,159,086
D.	CURRENT YEAR LIMIT	<u>64,000,616</u>
E.	OVER (UNDER) LIMIT	<u>\$ (36,841,530)</u>

REVENUE



This page intentionally left blank

City of San Ramon

REVENUE

Revenue is the primary source of monies, which allows the City to pay for the many services provided to its citizens:

- **Property Tax** – Property taxes are imposed on real and tangible personal property located within the City. Property valuation is determined annually on March 1 by the County Assessor. The State Constitution limits the real property tax rate to one percent (1%) of the property’s value, plus rates imposed to fund indebtedness approved by the voters.

Cities, counties, school districts and special districts share the revenue from the one percent (1%) property tax. The county generally allocates revenue to these agencies based on their average property tax revenue in the three (3) years preceding and in each year thereafter according to the proportion of property tax revenue allocated to each agency in the previous year. The use of property tax revenue is unrestricted.

- **Special Assessments** – Several districts are funded through the collection of special assessments from property owners within the City. The funds can be used only for the purpose of maintaining or improving the zone from which they are collected.
- **Sales and Use Tax** – The sales and use tax is imposed on retailers for the privilege of selling at retail, or on users in California of property purchased outside the State. The tax is based on the sales price of any taxable transaction of tangible personal property. The tax rate is eight and a half percent (8.5%).

Local sales tax revenue is distributed on a quarterly basis, with monthly estimated “advance” payments and a subsequent “settlement” payment to cover the difference based on actual collections. One percent (1%) is allocated by the State Board of Equalization and allocated back to the City for general purposes. This revenue is placed in the General Fund for unrestricted use. The State takes one-quarter of one percent (.25%) to finance its debt recovery bonds and returns the same amount as Property Tax revenue using a mechanism called the “triple flip”.

- **Property Transfer Tax** – Is a documentary transfer tax imposed on real estate transactions and collected for the City by the County. The tax is \$1.10 per \$1,000 transaction value.

City of San Ramon

REVENUE

- **Transient Occupancy Tax** – The transient occupancy tax (TOT) is imposed for the privilege of occupying a room or rooms in a hotel, motel, or other lodging facility unless such occupancy is for a period of thirty (30) days or more. The City’s TOT rate is seven and one-quarter percent (7.25%).
- **Franchise Fees** – A franchise fee is imposed on various utilities and organizations, which permits them to use and operate those facilities within the City. The fee is usually computed as a percentage of the gross income of the utility. This revenue source is typically impacted by the addition of new customers as well as changes in rates the utility is allowed to charge.
- **License and Permit Revenue** – The California Constitution gives cities the authority to charge license and permit fees as a means of recovering the cost of the regulation. The fees which make up “Licenses and Permits” include:
 - Building Permits
 - Plumbing Permits
 - Electrical Permits
 - Energy Permits
 - Mechanical permits
 - Business Licenses
- **Intergovernment** – Revenue from Federal, State, and local agencies for grants.
- **Charges for Services** – A fee imposed upon the user of a service provided by the City. Generally a service charge can be levied when the service can be measured and sold to a particular identified user. The rationale is that certain services are primarily for the benefit of individuals rather than the general public. Individuals desiring or benefiting from the service should pay the costs associated with that service. Fees charged are limited to the cost required to provide the service as prescribed by Article XIII B of the State Constitution. These fees are often determined by cities through a cost accounting analysis of the specific service.

Service charges differ from license and permit fees in that the latter are designed to reimburse the City for costs related to the regulatory process. Service charges, on the other hand, are imposed to support services to the individual.

- **Fines and Forfeitures** – These are Funds received from the County and collected from assessments made by the Municipal Court, in accordance with the Vehicle Code for fines and forfeitures.

City of San Ramon

REVENUE

- **Investment Income** – Interest income is earned as the City invests its idle funds in various investment instruments. The goal of the City regarding investments is to ensure the safety of each investment and maintain liquidity while achieving a fair rate of return.
- **Development Fees** – Fees generated by building, development, and growth in a community.
- **Miscellaneous Revenue** – Fees generated from facility rentals, telecommunications, contributions, reimbursed costs, and internal services charges (healthcare, retirees, vehicle and computer equipment).



This page intentionally left blank

DEPARTMENTS



This page intentionally left blank

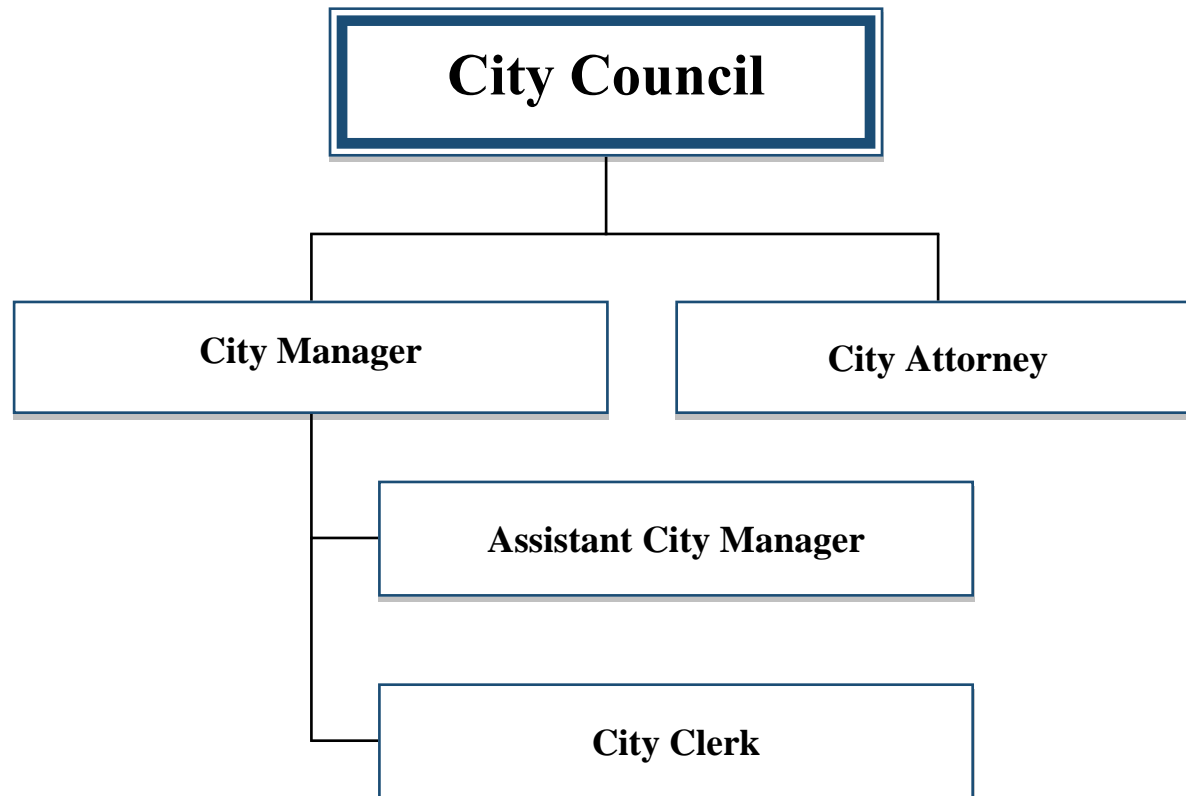
GENERAL GOVERNMENT



Flags at San Ramon City Hall



General Government FY 2015-16



City of San Ramon
GENERAL GOVERNMENT SUMMARY

CITY COUNCIL

Statement of Purpose

The City Council is elected by the citizens to provide overall policy direction to ensure that the business of the City is conducted in an orderly and efficient manner. The City Council enacts ordinances, resolutions and orders necessary for governing the affairs of the City, and promotes the economic, cultural and governmental well-being of the City of San Ramon.

Ongoing Priorities FY 2015-16

1. Maintain a safe and secure environment
2. Maintain a secure financial base
3. Maintain staffing/resources to provide City services
4. Build and maintain quality facilities and infrastructure
5. Enhance communication with residents and business community
6. Continue efforts to support Priority Development Areas (PDAs)

Priorities from Goal Setting Workshop FY 2015-16

- **Maintain a Secure Financial Base**
 - Complete a study of the current reserve policy through the City Council finance sub-committee including reserve level and strategic use of reserves
 - Complete a long term unfunded infrastructure financing plan identifying future long term projects. Include estimated cost for projects less than five years away
 - Continue to evaluate new revenue opportunities for unfunded capital projects and liabilities. New opportunities could include grant funding, legislative advocacy, regional funding and direct revenue

- **Build and Maintain Quality Facilities and Infrastructure**
 - Determine if the facility/building, phone/computer, and park maintenance funds are adequately addressed to maintain the City's long term assets
 - Identify opportunities to create and maintain open space in the community and enhance open space access for the community
 - Identify opportunities to work in partnership with agencies and landowners to bracket San Ramon's eastern and western boundaries and seek ways to create and enhance the open space system within the City

City of San Ramon

GENERAL GOVERNMENT SUMMARY

- Work in partnership with agencies and landowners to create an accessible, properly maintained open space; creating corridors that bracket San Ramon's eastern and western boundaries and enhance current protected areas with an eye toward high priority opportunities

- **Staffing/Resources to Provide City Services**
 - Identify alternative dispatching options to enhance the public safety service quality in the San Ramon Valley
 - Work with staff to support and complete a successful move into the new City Hall facility scheduled for March 2016
 - Create a salary range for the City Manager and City Attorney positions based on a formal evaluation of comparable cities to San Ramon. Establish a review timetable for the annual review process

- **Enhance Communication with Residents and the Business Community**
 - Complete a communication audit of current communication methods and identify new ways to outreach to the community

Budget Notes *FY 2015-16*

- None

City of San Ramon
GENERAL GOVERNMENT SUMMARY

CITY MANAGER

Statement of Purpose

The City Manager provides professional leadership in the management of the City and execution of City Council policies. The City Manager provides effective municipal services through the coordination and direction of all City activities, finances, and personnel.

Significant Accomplishments
FY 2014-15

- Submitted Fiscal Year 2015-16 Annual Operating Budget and CIP to the City Council
- Implemented direction given, resulting from the City Council Priorities and Goals Workshop

Major Action Plan Items
FY 2015-16

		Completion By:
1.	Coordinate with staff to finalize move to the new City Hall	MAR 2016
2.	Submit Fiscal Year 2016-17 Annual Operating Budget and CIP for City Council adoption	MAY 2016
3.	Continue oversight for City Hall building	JUN 2016
4.	Continue to coordinate PIO efforts in communications and outreach	JUN 2016
5.	Facilitate the launch of a San Ramon Tourism District	JUN 2016
6.	Continue to negotiate with County over City Center Tax Sharing Agreement	JUN 2016
7.	Work with the Open Space Advisory Committee to development and implement an annual work plan	JUN 2016
8.	Continue to work with State of California for approval of the Long Range Property Management Plan	JUN 2016

Budget Notes
FY 2015-16

- None



This page intentionally left blank

City of San Ramon
GENERAL GOVERNMENT SUMMARY

ECONOMIC DEVELOPMENT

Statement of Purpose

The Economic Development Division is responsible for activities that improve and diversify the San Ramon economy. The Division provides staff support to the Successor Agency of the former Redevelopment Agency, which is to wind down the activities of the former Redevelopment Agency. The goals and objectives for the Division are largely defined by the City's Economic Development Strategic Plan (EDSP). Accomplishments and goals of the Successor Agency and Housing Authority are outlined in their designated sections of the budget document. The Economic Development Division provides staff support for the Economic Development Advisory Committee (EDAC) to prioritize and implement the EDSP.

Significant Accomplishments *FY 2014-15*

- Continued to collaborate with regional business partners to promote economic development in San Ramon
- Continued efforts to increase the retail mix in San Ramon with ongoing outreach and marketing to property owners, retail brokers and retail tenants
- Coordinated with the Economic Development Advisory Committee to provide periodic updates to the City Council
- Continued to collaborate with existing networks of business services
- Continued to provide staff support to the Economic Development Advisory Committee
- Assisted the Tourism Ad Hoc Sub Committee to identify new options for tourism funding in San Ramon.

City of San Ramon
GENERAL GOVERNMENT SUMMARY

Major Action Plan Items
FY 2015-16

		Completion By:
1.	Continue to collaborate with regional business partners to promote economic development in San Ramon	JUN 2016
2.	Continue efforts to increase the retail mix in San Ramon with ongoing outreach and marketing to property owners, retail brokers, and retail tenants	Ongoing
3.	Continue to coordinate with the Economic Development Advisory Committee to provide periodic updates to the City Council	Ongoing
4.	Continue to collaborate with existing networks of business services	Ongoing
5.	Continue to provide staff support to the Economic Development Advisory Committee	Ongoing

Budget Notes
FY 2015-16

- None

<p>City of San Ramon</p> <p>GENERAL GOVERNMENT SUMMARY</p>
--

CITY ATTORNEY

Statement of Purpose

The City Attorney renders timely, professional legal advice to the City Council and City departments; prepares, amends and reviews official City documents, laws and regulations, and represents the City in litigation.

Significant Accomplishments FY 2014-15

- Provided timely legal counsel advice, representation and legal services including, but not limited to: litigation, contracting, code enforcement, advice and assistance in all areas, including elections, ethics, drafting of ordinances, resolutions, real estate transactions, for the City Council, Commissions, Committees and staff.

Major Action Plan Items FY 2015-16

		Completion By:
1.	Continue to provide timely legal counsel and services to the City Council, City Commissions, City Committees and City staff	Ongoing

Budget Notes FY 2015-16

- None



This page intentionally left blank

City of San Ramon
GENERAL GOVERNMENT SUMMARY

CITY CLERK

Statement of Purpose

The City Clerk acts as a liaison between the City and the general public, City Departments, outside agencies, and other branches of government. The City Clerk is the local official who administers democratic processes such as municipal elections, access to City records and legislative actions which ensure transparency to the public. The City Clerk acts as the compliance officer for applicable statutes including the Brown Act, the Political Reform Act, the Public Records Act, and Fair Political Practices Commission regulations. The City Clerk preserves and protects the history of the City (Municipal Code, Ordinances, Resolutions, Minutes, and other City records). The City Clerk promotes community education and outreach to its citizens through San Ramon Government 101, provides school tours, and processes passport applications. The City Clerk's Division is committed to providing quality, efficient and accurate customer service.

Significant Accomplishments **FY 2014-15**

- Developed Records Retention Policy
- Transitioned to Action Minutes
- Updated administrative portions of the Municipal Code
- Facilitated records storage facility conversion
- Coordinated the Spring 2015 San Ramon Government 101 class
- Prepared and issued the FY 2015-16 annual Fee Resolution
- Administered Passport Acceptance Program
- Converted to Online Passport Appointments
- Provided staff support to the Successor Agency and Oversight Board
- Promoted voter registration via City web page, City newsletter, and Provided Receptacle for Mail in Ballots in City Hall

City of San Ramon
GENERAL GOVERNMENT SUMMARY

Major Action Plan Items
FY 2015-16

		Completion By:
1.	Prepare, plan, and implement department move to new City Hall	MAR 2016
2.	Coordinate 8 th San Ramon Government 101 Class – Spring 2016	APR 2016
3.	Prepare and issue FY 2016-17 fee resolution	MAY 2016
4.	Update Municipal Code section A (with City Attorney and Departments)	JUN 2016
5.	Provide training and support in records management	JUN 2016
6.	Provide training to City’s committees	JUN 2016
7.	Facilitate records destruction in accordance with retention schedule	JUN 2016
8.	Perform marriage ceremonies	JUN 2016
9.	Facilitate date sensitive filings for required FPPC and State	JUN 2016

Budget Notes
FY 2015-16

- No general election costs
- All authorized positions are fully funded

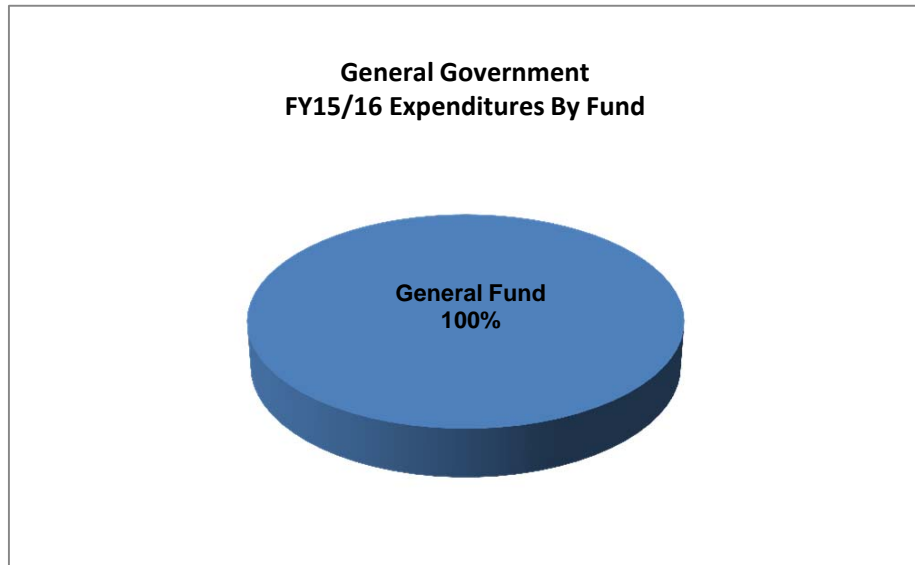
**CITY OF SAN RAMON
SUMMARY OF DEPARTMENTAL BUDGET
GENERAL GOVERNMENT**

Authorized Positions	11/12 Actual	12/13 Actual	13/14 Actual	14/15 Final	15/16 Adopted
City Attorney	1.00	1.00	1.00	1.00	1.00
City Clerk	1.00	1.00	1.00	1.00	1.00
City Manager	1.00	1.00	1.00	1.00	1.00
Assistant City Manager	-	-	1.00	1.00	1.00
Deputy City Attorney	1.00	1.00	1.00	1.00	1.00
Deputy City Clerk	1.00	1.00	1.00	1.00	1.00
Executive Assistant	1.00	1.00	1.00	1.00	1.00
Office Specialist	1.00	1.00	1.00	1.00	1.00
Office Technician I/II	1.00	1.00	1.00	1.00	1.00
Senior Administrative Analyst	1.00	1.00	-	-	-
Total Authorized Positions	9.00	9.00	9.00	9.00	9.00

**CITY OF SAN RAMON
SUMMARY OF DEPARTMENTAL BUDGET
GENERAL GOVERNMENT**

Expenditure Summary By Fund

Description	11/12 Actual	12/13 Actual	13/14 Actual	14/15 Final	15/16 Adopted
General Fund	\$ 1,564,661	\$ 1,643,589	\$ 1,872,943	\$ 2,231,529	\$ 2,094,497
Department Total	<u>\$ 1,564,661</u>	<u>\$ 1,643,589</u>	<u>\$ 1,872,943</u>	<u>\$ 2,231,529</u>	<u>\$ 2,094,497</u>



**CITY OF SAN RAMON
SUMMARY OF DEPARTMENTAL BUDGET
GENERAL GOVERNMENT**

Expenditure Summary By Division

Description	11/12 Actual	12/13 Actual	13/14 Actual	14/15 Final	15/16 Adopted
City Council	\$ 252,480	\$ 270,330	\$ 284,172	\$ 287,265	\$ 323,011
City Clerk	465,514	384,648	533,798	633,402	454,702
City Attorney	387,259	363,006	354,820	412,307	414,270
City Manager	459,408	625,605	700,153	898,555	902,514
Department Total	<u>\$ 1,564,661</u>	<u>\$ 1,643,589</u>	<u>\$ 1,872,943</u>	<u>\$ 2,231,529</u>	<u>\$ 2,094,497</u>

Expenditure Summary By Category

Description	11/12 Actual	12/13 Actual	13/14 Actual	14/15 Final	15/16 Adopted
Personnel Services	\$ 1,134,853	\$ 1,255,088	\$ 1,226,286	\$ 1,445,988	\$ 1,498,146
Contract Services	300,944	253,121	519,566	627,536	395,000
Materials and Supplies	48,189	42,333	38,653	42,070	47,250
Other Costs	77,869	93,047	88,438	115,935	154,101
Capital Purchases	2,806	-	-	-	-
Total Expenditures	<u>\$ 1,564,661</u>	<u>\$ 1,643,589</u>	<u>\$ 1,872,943</u>	<u>\$ 2,231,529</u>	<u>\$ 2,094,497</u>

Revenue Summary

Description	11/12 Actual	12/13 Actual	13/14 Actual	14/15 Final	15/16 Adopted
Total Department Revenue	<u>\$ 54,686</u>	<u>\$ 54,436</u>	<u>\$ 71,765</u>	<u>\$ 57,450</u>	<u>\$ 57,450</u>

**CITY OF SAN RAMON
SUMMARY OF DEPARTMENTAL BUDGET
GENERAL GOVERNMENT**

Program Summary

Description	Program Expenditures	Program Revenue	Net Program Cost
City Council	\$ 323,011	\$ -	\$ 323,011
City Clerk Administration	367,299	57,450	309,849
Election/Voter Outreach	55,482	-	55,482
Legislative History	31,921	-	31,921
City Attorney	414,270	-	414,270
City Management	493,957	-	493,957
Communication & Public Affairs	135,222	-	135,222
Economic Development	273,335	-	273,335
 Program Totals	 <u>\$ 2,094,497</u>	 <u>\$ 57,450</u>	 <u>\$ 2,037,047</u>

ADMINISTRATIVE SERVICES DEPARTMENT





Administrative Services Department FY 2015-16



Accounts Payable
Accounts Receivable
Audits
Budget Development
Business License
Debt Management
Financial Planning
Financial Reporting
Payroll
Purchasing
Treasury Management

CRM
Database Development and
Administration
Network Administration
Network Security
Technology Development and
Administration
Telecommunications
Website Development and
Administration

Employee Benefits
Ergonomics
Labor Relations
Mail/Fax Operations
Organizational Development & Training
Photocopying & Printing
Recruitment
Risk Management & Claims Administration
Safety

City of San Ramon
ADMINISTRATIVE SERVICES SUMMARY

Department – Statement of Purpose

The Administrative Services Department is responsible for providing a variety of services to other departments and the public. The Department consists of three Divisions; the Finance Division, Information Technology Services Division, and the Human Resources and Central Support Services Division. Each Division has its own individual purpose as provided in the Division “Statement of Purpose”.

FINANCE SERVICES DIVISION

Statement of Purpose

The Finance Services Division acts to ensure that the City maintains its financial stability, by monitoring the City’s investment portfolio, calculating revenue, preparing and maintaining financial records and the City’s payroll, responding to audits, and preparing the Annual City Manager’s Operating Budget for the City Council.

Significant Accomplishments
FY 2014-15

- Provided oversight for the FY 2013-14 annual audit process
- Prepared the Comprehensive Annual Financial Report (CAFR)
- Submitted the CAFR to the Government Finance Officers Association (GFOA) for the Certificate of Achievement for Excellence in Financial Reporting
- Received GFOA Award for the FY 13/14 CAFR
- Prepared the updated Multi-Year Financial Projection and Mid-Year Financial Review
- Coordinated the development of the FY 2015-16 Operating Budget
- Provided support to the Successor Agency
- Maintained “AAA” rating from Standard & Poor’s
- Prepared and submitted the annual Compensation Report to the State’s Controller Office and Bay Area News Group
- Prepared timely quarterly payroll tax reports; prepared and distributed annual W2’s, 1099’s and employee Earnings and Benefits Statements

City of San Ramon
ADMINISTRATIVE SERVICES SUMMARY

Major Action Plan Items
FY 2015-16

		Completion By:
1.	Oversee the FY 2014-15 annual audit process	DEC 2015
2.	Prepare the comprehensive Annual Financial Report (CAFR) and submit CAFR for the Certificate of Achievement for Excellence in Financial Reporting	DEC 2015
3.	Review and update General Reserve Policy	DEC 2015
4.	Prepare and issue required tax forms – W2 and 1099	JAN 2016
5.	Coordinate with Human Resources Division to ensure City-wide compliance with Federal and State regulations under the Affordable Care Act and issue required tax forms	JAN 2016
6.	Prepare the updated Multi-Year Financial Projection and Mid-Year Financial Review	FEB 2016
7.	Review and update Fraud Policy	MAR 2016
8.	Prepare, plan, and implement department move to new City Hall move	MAR 2016
9.	Coordinate the development of the FY 2016-17 Operating Budget	JUN 2016
10.	Continue to assist with research of financing options for Citywide infrastructure	JUN 2016
11.	Aim to maintain “AAA” rating from Standard & Poor’s	Ongoing
12.	Provide support to the Successor Agency	Ongoing

Budget Notes
FY 2015-16

- All authorized positions are fully funded

City of San Ramon
ADMINISTRATIVE SERVICES SUMMARY

INFORMATION TECHNOLOGY SERVICES DIVISION

Statement of Purpose

The Information Technology Services Division is responsible for short-range and long-range strategic planning for the City's technology needs and data network. This involves all aspects of design-build-management of information systems including the procurement, replacement and troubleshooting of computer hardware and software. The Division maintains the City's public website internal intranet, financial, planning, building permit, electronic document management, e-mail, integrated voice response, citizen request management and notification, telecommunications, and police systems. The Division is responsible for helpdesk and database administration as well as overall network security and intrusion protection. The Division supports all City departments.

Significant Accomplishments FY 2014-15

- Completed the domain upgrade for the remaining remote site servers
- Virtualized the remaining City Hall servers that could be put on the virtual platform
- Continued to refine the new Citizen Request Management system to include automated work flows and custom viewing
- Evaluated current end-of-life phone systems to ensure sufficient reserves are accumulated in the Internal Service Fund for future replacement, including considerations for the new City Hall
- Evaluated WAN infrastructure options to include connection of the new City Hall
- Increased citizen engagement through use of various social media platforms
- Designed the voice, data and audio-video infrastructure for the City Hall project
- Replaced all remaining unsupported Windows XP workstations
- Added online appointment scheduling service to the website utilized by the City Clerk for passport applications, Human Resources, Parks & Community Services and Police Services

City of San Ramon
ADMINISTRATIVE SERVICES SUMMARY

Major Action Plan Items
FY 2015-16

		Completion By:
1.	Coordinate selection and installation of a new phone system	MAR 2016
2.	Coordinate the selection, purchase, installation and testing of AV for the new City Hall	MAR 2016
3.	Install and configure the network infrastructure for the new City Hall	MAR 2016
4.	Install and configure the video security system for the new City Hall and Skate Park	MAR 2016
5.	Coordinate moving of all phone and data lines to the new City Hall	MAR 2016
6.	Move server room to new City Hall and reconfigure	MAR 2016
7.	Expand the virtual platform with more storage and host space	MAY 2016
8.	Start evaluation and planning for refreshing the City's website	JUN 2016

Budget Notes
FY 2015-16

- Increased costs for annual maintenance and service contracts
- All authorized positions are fully funded

City of San Ramon
ADMINISTRATIVE SERVICES SUMMARY

HUMAN RESOURCES AND SUPPORT DIVISION

Statement of Purpose

The Human Resources and Support Division provides the City with quality personnel services in the following areas: recruitment, classification and compensation, training, labor relations, performance evaluations, organizational development, liability claims management and processing, employee benefits and services; and provides management oversight to the Employee Safety Committee. The Division also provides quality centralized support to all City staff for the following services: mail processing of internal and external mail; City standard general use printing; photocopy equipment including procurement, maintenance and lease agreements; ergonomic evaluations; document transmission equipment; and vending services.

Significant Accomplishments FY 2014-15

- Successfully negotiated and implemented four-year collective bargaining agreements with the SEIU Local 1021 and Police Officers Association represented employee groups
- Implemented reporting methods to ensure City-wide compliance with Federal and State regulations under the Affordable Care Act
- Ensured City-wide compliance with mandatory trainings, including the prevention of sexual harassment in the workplace with the participation of 74 employees
- Effectively decreased City workers' compensation claims by 45% from previous fiscal year through successful risk management efforts
- Continued coordination with Municipal Pooling Authority to provide safety training and wellness events with record-setting employee participation levels
- Successfully recruited for and filled 25 full-time vacancies; increasing the average number of recruitment efforts by 120%
- Completed an all-employee job analysis/classification study to update current job descriptions, enhance future recruitment efforts, ensure legal compliance (FLSA & ADA), provide for an objective basis for job performance evaluations, identify training opportunities, and accurately reflect the scope of work performed to ensure a fair City-wide compensation system
- Awarded contract with new employee benefits brokerage firm resulting in a \$25,000 annual general fund savings
- Successfully planned, designed, and implemented a new human resources information system that is compatible with the City's current finance system and customized to

City of San Ramon
ADMINISTRATIVE SERVICES SUMMARY

streamline City-wide recordkeeping efforts of personnel data to ensure regulatory compliance

- Updated the Family and Medical Leave Policy
- Hired a Human Resources Division Manager
- Updated the Classification and Compensation Policy
- Partially restored Citywide employee training and events (Employee Recognition BBQ)

Major Action Plan Items
FY 2015-16

		Completion By:
1.	Plan, develop, and fully implement a City-wide training program with a focus in Analytical; Business Writing; Communication; Personal Development; Presentation, Instruction, & Facilitation; and Relationship & Behavior Development	AUG 2015
2.	Plan, develop, and implement the New Hire Orientation Program	AUG 2015
3.	Plan, develop, and implement the Leadership Academy	SEPT 2015
4.	Plan, develop, and implement a manager/supervisor-focused training program	OCT 2015
5.	Review and update the Catastrophic Leave Policy	DEC 2015
6.	Formulate committee to review and update the Personnel Rules & Regulations	SEPT 2015
7.	Prepare, plan, and implement department move to new City Hall	MAR 2016
8.	Review and update the Performance Evaluation Policy & Procedures	JUN 2016

Budget Notes
FY 2015-16

- Added funding for Leadership Academy and employee holiday event
- All authorized positions are fully funded

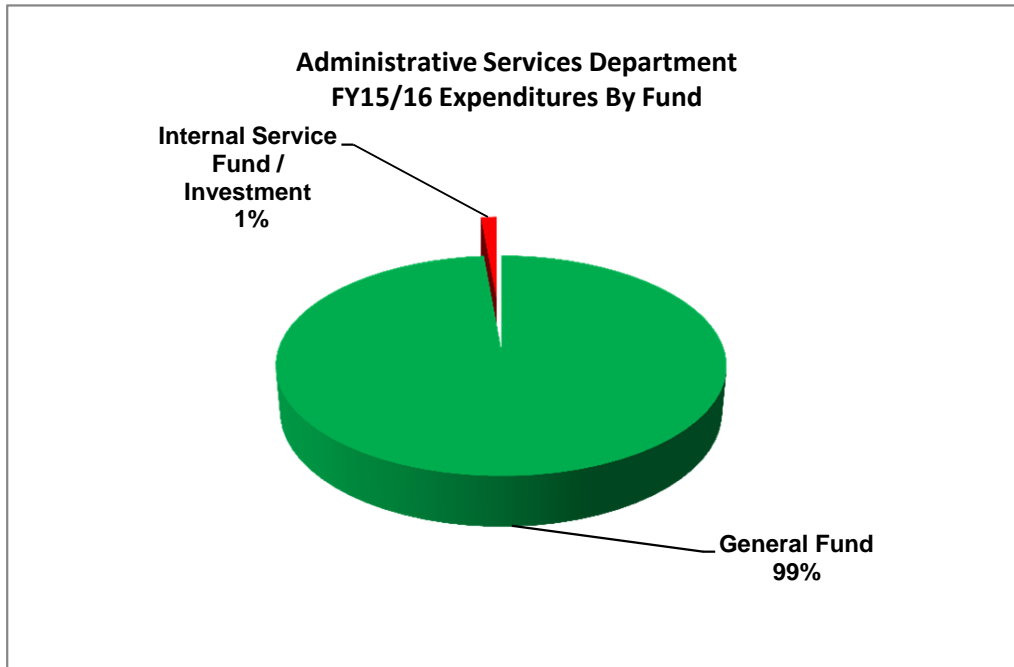
**CITY OF SAN RAMON
SUMMARY OF DEPARTMENTAL BUDGET
ADMINISTRATIVE SERVICES**

Authorized Positions	11/12 Actual	12/13 Actual	13/14 Actual	14/15 Final	15/16 Adopted
Administrative Analyst	2.00	2.00	1.00	1.00	1.00
Administrative Services Director	1.00	1.00	1.00	1.00	1.00
Administrative Coordinator	3.00	3.00	2.00	3.00	3.00
Computer Specialist	1.00	1.00	1.00	1.00	1.00
Computer Technician	1.00	1.00	1.00	1.00	1.00
Division Manager	4.00	3.00	3.00	3.00	3.00
Office Specialist	4.00	4.00	3.00	1.00	1.00
Office Technician I/II	1.00	1.00	3.00	4.00	4.00
Senior Administrative Analyst	1.00	2.00	2.00	2.00	2.00
Total Authorized Positions	18.00	18.00	17.00	17.00	17.00

**CITY OF SAN RAMON
SUMMARY OF DEPARTMENTAL BUDGET
ADMINISTRATIVE SERVICES**

Expenditure Summary By Fund

<u>Description</u>	<u>11/12 Actual</u>	<u>12/13 Actual</u>	<u>13/14 Actual</u>	<u>14/15 Final</u>	<u>15/16 Adopted</u>
General Fund	\$ 2,857,778	\$ 2,857,490	\$ 2,742,766	\$ 3,306,911	\$3,599,581
Internal Service Fund / Investment	40,570	43,149	45,333	47,237	51,309
 Total Expenditures	<u><u>\$ 2,898,348</u></u>	<u><u>\$ 2,900,639</u></u>	<u><u>\$ 2,788,099</u></u>	<u><u>\$ 3,354,148</u></u>	<u><u>\$3,650,890</u></u>



CITY OF SAN RAMON
SUMMARY OF DEPARTMENTAL BUDGET
ADMINISTRATIVE SERVICES

Expenditure Summary By Division

Description	11/12 Actual	12/13 Actual	13/14 Actual	14/15 Final	15/16 Adopted
Finance	\$ 814,145	\$ 973,165	\$ 1,043,796	\$ 1,211,918	\$1,303,566
Information Technology	767,732	928,845	1,013,098	1,118,559	1,295,207
Human Resources	1,316,471	998,629	731,205	1,023,671	1,052,117
 Department Total	 \$ 2,898,348	 \$ 2,900,639	 \$ 2,788,099	 \$ 3,354,148	 \$3,650,890

Expenditure Summary By Category

Description	11/12 Actual	12/13 Actual	13/14 Actual	14/15 Final	15/16 Adopted
Personnel Services	\$ 1,768,239	\$ 1,949,404	\$ 1,893,984	\$ 2,311,691	\$2,480,998
Contract Services	682,170	582,667	720,314	760,990	847,484
Materials and Supplies	92,032	34,179	30,413	61,750	68,050
Other Costs	355,907	334,389	143,388	193,717	254,358
Capital Purchases	-	-	-	26,000	-
 Total Expenditures	 \$ 2,898,348	 \$ 2,900,639	 \$ 2,788,099	 \$ 3,354,148	 \$3,650,890

Revenue Summary

Description	11/12 Actual	12/13 Actual	13/14 Actual	14/15 Final	15/16 Adopted
 Total Department Revenue	 \$ 223,309	 \$ 209,069	 \$ 266,595	 \$ 249,891	 \$ 253,854

CITY OF SAN RAMON
SUMMARY OF DEPARTMENTAL BUDGET
ADMINISTRATIVE SERVICES

Program Summary

Description	Program Expenditures	Program Revenue	Net Program Cost
Finance Administration	\$ 204,993	\$ -	\$ 204,993
Accounting	540,229	-	540,229
Business Licensing	49,373	245,000	(195,627)
Cash Management	273,155	350	272,805
Payroll	235,816	-	235,816
Information Technology Administration	813,498	-	813,498
Project Development	42,326	-	42,326
Telecommunications	247,496	-	247,496
Web Services	191,887	-	191,887
Human Resources Administration	124,792	-	124,792
Labor Relations	74,430	-	74,430
Organizational Development	98,190	-	98,190
Recruitment	90,155	-	90,155
Risk Management/Safety	203,801	-	203,801
Wages & Benefits	161,175	-	161,175
Central Supplies	31,674	8,504	23,170
Support Services	267,900	-	267,900
 Program Totals	 <u>\$ 3,650,890</u>	 <u>\$ 253,854</u>	 <u>\$ 3,397,036</u>

PLANNING / COMMUNITY DEVELOPMENT DEPARTMENT





Planning/Community Development Department FY 2015-16

Director

**Planning Services Division
Division Manager**

General Plan Administration
Zoning Administration
Architectural Review
Development Review
Dougherty Valley Oversight
Environmental Review
Special Planning Studies
Subdivision Review
Housing Programs

**Building & Safety Services Division
Chief Building Official**

Building Inspections
Building Permits
Building Plan Checking
Neighborhood Preservation
Housing Rehabilitation

**Transportation Services Division
Division Manager**

Regional Transportation Planning /
Coordination
Public Transit
Transportation Planning
Residential Traffic Calming
Safe Routes to School
Street Smarts
Traffic Fee Mitigation Program
TRAFFIX Program
Transportation Demand Management

City of San Ramon
PLANNING/COMMUNITY DEVELOPMENT
SUMMARY

Department – Statement of Purpose

The Planning/Community Development Department coordinates and regulates the orderly growth of the City as set forth in the City's General Plan and other applicable codes, policies and regulations concerning the physical development of the City. The Department includes the Divisions of Planning Services, Building & Safety Services, and Transportation Services.

PLANNING SERVICES DIVISION

Statement of Purpose

The Planning Services Division is responsible for providing a variety and balance of land uses, both commercial and residential that responds to the needs of the community through implementation of the General Plan and other specific plans, planning and zoning laws.

Significant Accomplishments
FY 2014-15

- Completed the update to the General Plan 2030 to maintain internal consistency with the changes required by the 2014-2022 Housing Element
- Completed and Submitted the 2014-2022 Housing Element Update
- Approved an Amended Development Plan for the City Center Project (Plaza District)
- In concert with Building and Safety Services, explored the development of a Commercial Property Maintenance Ordinance through a joint workshop of the City Council and Planning Commission
- Received Certification of the 2014-2022 Housing Element from the State Department of Housing and Community Development
- Initiated a Fee Nexus study for all development impact fees
- Continued to coordinate with the appropriate City Departments relative to the construction of the City Hall Project
- Processed over 400 land use applications

City of San Ramon
PLANNING/COMMUNITY DEVELOPMENT
SUMMARY

Major Action Plan Items
FY 2015-16

		Completion By:
1.	Complete Nexus Fee Study	DEC 2015
2.	Continue to coordinate with the appropriate City Departments relative to the construction of the City Hall project	MAR 2016
3.	Coordinate the scheduling of activities and sessions with the League of California Cities for the 2016 Planning Commissioners Academy	MAR 2016
4.	Assume role as staff for Tri-Valley Affordable Housing Committee	JUN 2016
5.	Initiate update of the Zoning Ordinance for consistency with the General Plan 2035	DEC 2016
6.	Continue to monitor and report to the City Council on proposed development activities in the Tassajara Valley	Ongoing
7.	Continue to implement the Climate Action Work Plan through the Climate Action Technical Advisory Committee and provide an Annual Report to the City Council	Ongoing
8.	Continue to participate in implementing the priorities of the Open Space Advisory Committee.	Ongoing
9.	Implement the City Center Project	Ongoing
10.	Implement the North Camino Ramon Specific Plan	Ongoing

Budget Notes
FY 2015-16

- Includes a \$45,000 budget for Contract Staff for Permit Center assistance
- All authorized positions are fully funded

City of San Ramon
**PLANNING/COMMUNITY DEVELOPMENT
SUMMARY**

BUILDING & SAFETY SERVICES DIVISION

Statement of Purpose

The Building & Safety Services Division promotes health and safety in the construction and maintenance of buildings and structures and the maintenance of property through enforcement of the building codes, energy conservation standards, State regulations and City ordinances.

Significant Accomplishments FY 2014-15

- In concert with Planning Services, explored the development of a Commercial Property Maintenance Ordinance through a joint workshop of the City Council and Planning Commission
- Updated Municipal Code's Nuisance – Property Maintenance Ordinance
- Updated handouts and forms to reflect changes of the 2013 California Building Codes
- Inspected and monitored construction of new City Hall – Ongoing through April 2016
- Plan-checked over 3000 Building permit applications
- Issued over 8700 permits with a total construction valuation over \$90,000,000
- Performed over 99% of all inspections requested within one (1) working day of request
- Performed over 95% of all plan checks within ten (10) working days
- Investigated over 400 code enforcement cases

City of San Ramon
PLANNING/COMMUNITY DEVELOPMENT
SUMMARY

Major Action Plan Items
FY 2015-16

		Completion By:
1.	As required by AB 2188 prepare an Ordinance for streamline permitting and inspections for small residential rooftop solar energy systems 10 kw or less	OCT 2015
2.	Assess plan check staffing needs to meet customer service goals and plan check turn around goals	OCT 2015
3.	Continue monitoring and inspecting the construction of City Hall	MAR 2016
4.	Evaluate the need for additional staffing through contract services to respond to increased workload relative to the City Center project and Faria Ranch project	APR 2016
5.	Develop for City Council consideration an Ordinance for Earthquake gas shutoff valves	JUN 2016
6.	Increase commercial property inspections for compliance with the nuisance ordinance and zoning regulations	JUN 2016

Budget Notes
FY 2015-16

- Continuing the use of contract services for the vacancy of a building inspector; contract services will be offset by fees

City of San Ramon
PLANNING/COMMUNITY DEVELOPMENT
SUMMARY

TRANSPORTATION SERVICES
DIVISION

Statement of Purpose

The Transportation Services Division is responsible for evaluating and recommending enhancements to the City's transportation infrastructure. The Division is responsible for coordinating transportation-planning goals with the direction outlined in the General Plan, and coordinating the City's participation in regional transportation planning efforts.

Significant Accomplishments
FY 2014-15

- Participated in launch of Contra Costa Countywide Express Bus Study
- Implemented Regulation 14, Rule 1, which was adopted by the Bay Area Air Quality Management District (Air District) and the Metropolitan Transportation Commission (MTC) in response to Senate Bill 1339, Bay Area Commuter Benefit Program
- Entered into contract with consulting firm to provide review and analysis on EIR for I-680 Direct Access Ramp Project, with an emphasis on the traffic analysis
- In concert with Contra Costa Transportation Authority (CCTA), finalized Countywide Needs Assessment for Safe Routes to Schools (SRTS) Program, Needs Assessment and Resource Guide
- Evaluated existing Street Smarts Bike Rodeos and School Safety Assemblies and developing program, in concert with Street Smarts Advisory Committee, for future “non” grant programs
- Finalized Iron Horse Trail (IHT) Bicycle/Pedestrian Overcrossing Project – Phase Two – Community Engagement and Preliminary Design

City of San Ramon
PLANNING/COMMUNITY DEVELOPMENT
SUMMARY

Major Action Plan Items
FY 2015-16

		Completion By:
1.	Assume role of Southwest Area Transportation (SWAT) Administrative Coordinator	JUL 2015
2.	Recruit for a full-time (temporary) Street Smarts Program Coordinator to implement San Ramon Street Smarts programs	JUL 2015
3.	Review and submit comments related to the Direct Access Ramp (DAR) Project Environmental Impact Report (EIR) to include Town Hall meetings with residents and business community and subsequently public meetings with City Council	DEC 2015
4.	Research and develop policy to implement Green Bike Lane with demonstration project within Bishop Ranch Business Park	DEC 2015
5.	In concert with Traffic Engineering, develop a Crosswalk Evaluation Policy to enhance safety for pedestrians	DEC 2015
6.	Finalize alternative parking plan for Diablo Valley College (DVC) San Ramon campus	JAN 2016
7.	Initiate and finalize Transit Shelter Program including selection of new shelters and vendor	JUN 2016
8.	Continue to work with Bishop Ranch Transportation Association to implement and develop Transportation Demand Management (TDM) Program at City Center and new site (former AT&T site)	JUN 2016
9.	In concert with Engineering, initiate Environmental Analysis for San Ramon Iron Horse Trail Bicycle/Pedestrian Overcrossings Project	JUN 2016

Budget Notes
FY 2015-16

- San Ramon will receive approximately \$35,000 to provide SWAT Administrative Staff Support
- The full-time (temporary) Street Smarts Program Coordinator Position is funded entirely with Federal Safe Routes to School grant (no General Fund requested)
- Peer Review for Direct Access Ramp EIR to be completed by Consultant (Stantec) with funding allocated in the FY 15/16 Budget
- Environmental Analysis for Iron Horse Trail Project to be completed with Priority Development Area (PDA) grant fund of \$150,000 (no General Fund requested)
- All authorized positions are fully funded

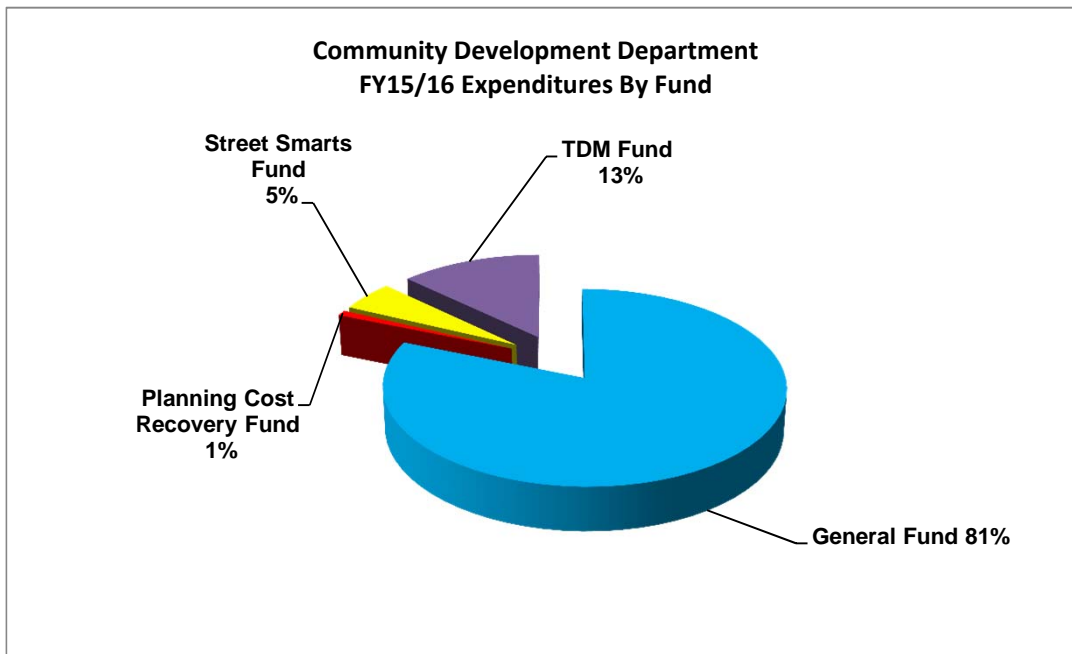
**CITY OF SAN RAMON
SUMMARY OF DEPARTMENTAL BUDGET
PLANNING/COMMUNITY DEVELOPMENT**

Authorized Positions	11/12 Actual	12/13 Actual	13/14 Actual	14/15 Final	15/16 Adopted
Administrative Analyst	1.00	1.00	1.00	1.00	1.00
Assistant Planner	1.00	1.00	1.00	1.00	1.00
Associate Planner	2.00	2.00	2.00	2.00	2.00
Division Manager	3.00	3.00	3.00	3.00	3.00
Engineering Specialist	1.00	1.00	1.00	1.00	1.00
Inspector	3.00	3.00	3.00	3.00	3.00
Office Specialist	4.00	3.00	2.00	3.00	3.00
Office Technician I/II	1.00	2.00	2.00	2.00	2.00
Planning Director	1.00	1.00	1.00	1.00	1.00
Planning Specialist	1.00	1.00	-	-	-
Plan Check Engineer	-	-	-	-	1.00
Plans Examiner	1.00	1.00	1.00	1.00	1.00
Senior Engineer	1.00	1.00	1.00	1.00	-
Senior Inspector	2.50	2.50	1.00	1.00	1.00
Senior Planner	1.00	1.00	1.00	1.00	1.00
Supervising Inspector	1.00	1.00	-	-	-
Total Authorized Positions	24.50	24.50	20.00	21.00	21.00

**CITY OF SAN RAMON
SUMMARY OF DEPARTMENTAL BUDGET
PLANNING/COMMUNITY DEVELOPMENT**

Expenditure Summary By Fund

Description	11/12 Actual	12/13 Actual	13/14 Actual	14/15 Final	15/16 Adopted
General Fund	\$ 3,070,700	\$ 3,186,020	\$ 3,317,648	\$ 3,501,853	\$ 3,869,338
Planning Cost Recovery Fund	-	-	49,554	50,901	43,002
Street Smarts Fund	98,613	119,041	129,732	193,200	239,700
TDM Fund	394,316	403,162	345,894	648,443	616,075
Total	\$ 3,563,629	\$ 3,708,223	\$ 3,842,828	\$ 4,394,397	\$ 4,768,115



CITY OF SAN RAMON
SUMMARY OF DEPARTMENTAL BUDGET
PLANNING/COMMUNITY DEVELOPMENT

Expenditure Summary By Division

Description	11/12 Actual	12/13 Actual	13/14 Actual	14/15 Final	15/16 Adopted
Planning	\$ 1,103,029	\$ 1,182,760	\$ 1,183,568	\$ 1,254,457	\$ 1,342,728
Building	1,446,602	1,409,421	1,560,893	1,677,216	1,879,640
Transportation	1,013,998	1,116,042	1,098,367	1,462,724	1,545,747
Department Total	<u>\$ 3,563,629</u>	<u>\$ 3,708,223</u>	<u>\$ 3,842,828</u>	<u>\$ 4,394,397</u>	<u>\$ 4,768,115</u>

Expenditure Summary By Category

Description	11/12 Actual	12/13 Actual	13/14 Actual	14/15 Final	15/16 Adopted
Personnel Services	\$ 3,015,276	\$ 3,095,941	\$ 3,074,308	\$ 3,258,187	\$ 3,476,197
Contract Services	436,292	511,445	661,271	972,894	1,129,650
Materials and Supplies	58,150	46,343	45,050	76,491	71,646
Other Costs	53,911	54,494	62,199	86,825	90,622
Capital Purchases	-	-	-	-	-
Total Expenditures	<u>\$ 3,563,629</u>	<u>\$ 3,708,223</u>	<u>\$ 3,842,828</u>	<u>\$ 4,394,397</u>	<u>\$ 4,768,115</u>

Revenue Summary

Description	11/12 Actual	12/13 Actual	13/14 Actual	14/15 Final	15/16 Adopted
Total Department Revenue	<u>\$ 2,232,640</u>	<u>\$ 2,689,112</u>	<u>\$ 3,136,245</u>	<u>\$ 3,185,638</u>	<u>\$ 3,385,970</u>

CITY OF SAN RAMON
SUMMARY OF DEPARTMENTAL BUDGET
PLANNING/COMMUNITY DEVELOPMENT

Program Summary

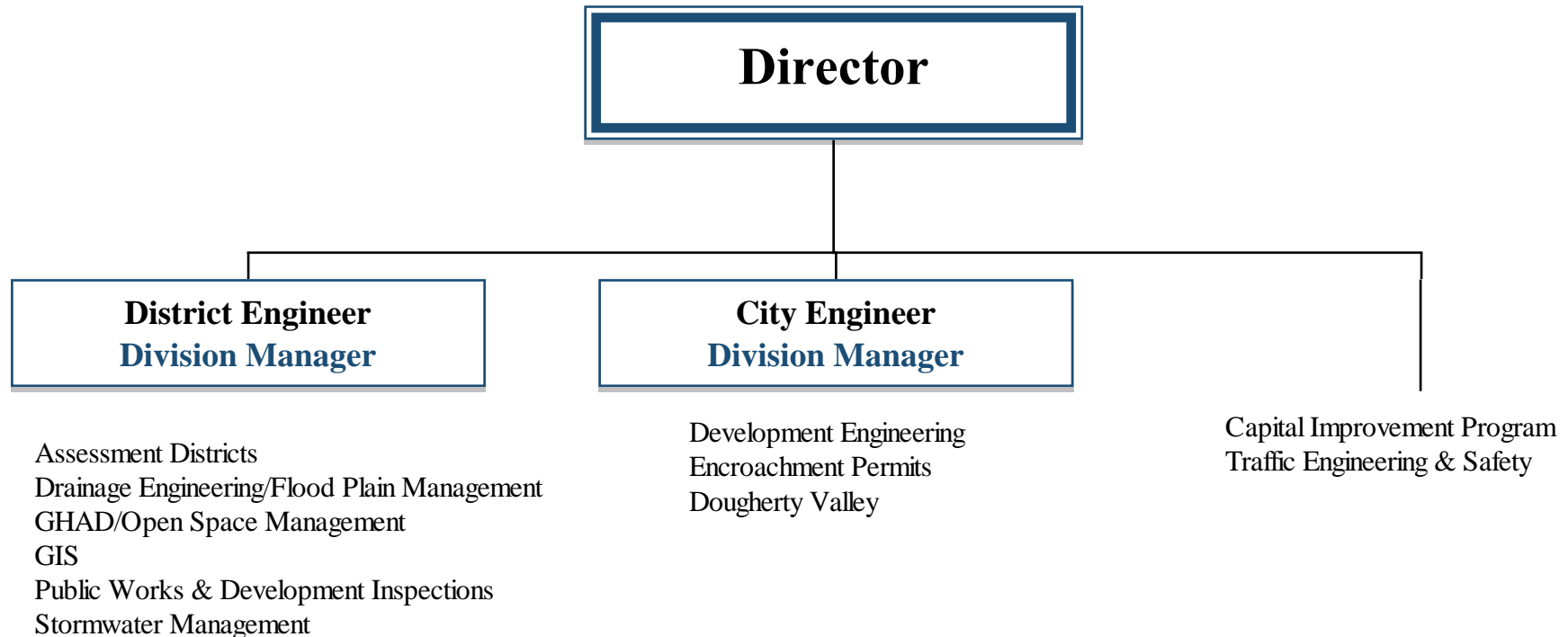
Description	Program Expenditures	Program Revenue	Net Program Cost
Planning Administration	\$ 407,675	\$ 25,545	\$ 382,130
Architectural Review	126,129	40,000	86,129
Development Administration	277,581	350,000	(72,419)
General Plan Management	212,194	-	212,194
Subdivision Processing	9,589	-	9,589
Zoning Ordinance Update	550	-	550
Zoning Administration	293,942	3,950	289,992
Planning Dougherty Valley	15,068	-	15,068
Building Administration	521,478	2,700	518,778
Inspection	813,398	1,503,900	(690,502)
Neighborhood Preservation Code Enforcen	122,194	200	121,994
Plan Checking	422,570	595,900	(173,330)
Transportation Administration	301,514	8,000	293,514
Residential Traffic Calming	190,259	-	190,259
Traffic Safety	49,543	-	49,543
Transportation Planning	128,536	-	128,536
TDM - Administration	155,547	155,547	-
TDM- Carpool to School Program	201,123	201,123	-
TDM - Vanpool Program	97,088	97,088	-
TDM - Voluntary EBTR	162,317	162,317	-
Transportation Dougherty Valley	20,120	-	20,120
Street Smarts	239,700	239,700	-
 Program Totals	 <u>\$ 4,768,115</u>	 <u>\$ 3,385,970</u>	 <u>\$ 1,382,145</u>

ENGINEERING SERVICES DEPARTMENT





Engineering Services Department FY 2015-16



City of San Ramon

ENGINEERING SERVICES SUMMARY

Statement of Purpose

Engineering Services is responsible for the administration and implementation of the Capital Improvement Program (CIP) and Capital Budget; Assessment Districts engineering; Geologic Hazard Abatement District (GHAD); Stormwater Management Program; Canyon Park Fund; traffic engineering and safety; development engineering and inspection; encroachment permits; Flood Plain management Program; drainage and open space management; and the City's Geographic Information System (GIS) Program.

Significant Accomplishments

FY 2014-15

- Submitted assessment rolls to County for Citywide Landscaping & Lighting District and Special Zones
- Reviewed and issued over 390 encroachment permits and over 160 transportation permits
- Through encroachment permit issuances to EBMUD, completed over 100 corroded copper service repairs/polybutylene water lateral replacements throughout the City
- Issued encroachment permit and project conditions to EBMUD for the installation of 3.6 miles of recycled water pipeline in the Bishop Ranch area as part of the San Ramon Valley Recycled Water Project
- PG&E Pipeline Pathways Program – coordinated with PG&E on their proposal to clear pathway above the PG&E gas transmission pipeline within the City limits
- Completed environmental mitigation and final design for the Iron Horse Trail Landscaping & Beautification Project (CIP 5514)
- As part of the Citywide Drainage Infrastructure Repair Project (CIP 5548), completed the Bollinger Canyon Road culvert corrosion repairs, Oak Creek sediment removal, and access road repair at Thunderbird Drive adjacent to South San Ramon Creek, prior to start of the rainy season
- Completed the following pavement management repair projects as part of CIPs 5521 and 5539: Norris Canyon Road, Bollinger Canyon Road, San Ramon Valley Boulevard, and Dougherty Valley Gale Ranch Phase 1 area
- Completed the design of the following 2015 Pavement Repair Projects for 2015 summer construction (CIP 5536): Nantucket neighborhood (Area P), four streets with low pavement condition index, St. Denis Drive, and Davona Drive. Also, includes preventive maintenance treatment on Bollinger Canyon Road (north Dougherty Road to south Dougherty Road), Thomas Ranch development, and Westside Drive area
- Completed the design of the Alcosta Pavement Rehabilitation Project (CIP 5554) from Bollinger Canyon Road to Crow Canyon Road for 2015 summer construction
- Completed the Five-Year 2015/16 to 2019/20 Pavement Repair Plan and presented it to the Finance Committee
- Completed pedestrian crossing enhancements and modifications at 12 locations throughout the City (CIP 5533 - HSIP Grant, CIP 5413 – OBAG SRTS Grant, TIF)

City of San Ramon

ENGINEERING SERVICES SUMMARY

- Completed the Aquatic Center Resurfacing and Pool Re-Plastering Project (CIP 5440)
- Completed the Central Park Meadow Fountain Project Phase 2 (CIP 5562)
- Completed the design of the Central Park Turf Field Renovation Project (CIP 5558) for 2015 summer construction
- Participated in the new Municipal Regional Permit (MRP) permit ongoing discussions through the Clean Water Program Management Committee anticipated to be issued in 2015
- Completed the Stormwater Permit Annual Report as part of the Stormwater Management Program's MRP implementation requirements for FY 2014/15
- Began process for updating the Traffic Mitigation Fee by completing a fee nexus study
- In coordination with Transportation Services Division, completed the Community Engagement and Preliminary Design of the Iron Horse Trail Bicycle/Pedestrian Overcrossing Project (CIPs 5530, 5531)
- Processed maps, plans, and permits as submitted by the developer for Ryan Terrace development
- Began review of grading plans and master backbone storm drainage plans for the Faria Development; augmented staff with temporary engineer for the management of the design of the grading, off-site, and on-site improvements
- In conjunction with the Planning/Community Development Department, provided design review and engineering support for the completion of the new City Hall (CIP 9005)
- Completed total database conversion of the Five-Year Capital Improvement Program, prepared FY2014/15 CIP Quarterly Status Reports for Finance Committee, and prepared the FY 2015/16 Capital Budget and Five-Year 2015/16 – 2019/20 CIP
- Converted associate engineer position from temporary to permanent and filled position with assistant engineer
- Downgraded the vacant/unfunded senior engineer position to associate engineer and filled position

Major Action Plan Items FY 2015-16

		Completion By:
1.	Complete the design and begin construction of the Library Expansion and Renovation Project (CIP 5567)	AUG 2015
2.	Complete pedestrian crossing modifications at 4 locations along Bollinger Canyon Road (Wedgewood Road to Blueheart Way) (CIP 5533 - SR2S Grant, TIF)	SEPT 2015
3.	Through encroachment permit issuance to EBMUD, complete the installation of recycled water pipelines in the Bishop Ranch area	DEC 2015
4.	Complete various pavement management repair projects: Bollinger Canyon Road; Davona Drive; Thomas Ranch Development area; Westside Drive area; and low PCI residential streets throughout the City; (CIP 5536)	DEC 2015

City of San Ramon
ENGINEERING SERVICES SUMMARY

		Completion By:
5.	Complete the Alcosta Pavement Rehabilitation Project – Bollinger Canyon Road to Crow Canyon Road (CIP 5554)	DEC 2015
6.	Complete construction of the Iron Horse Trail Landscaping Project (CIP 5514)	DEC 2015
7.	Complete flood studies for Oak and San Catanio Creeks, conduct drainage infrastructure inventory study and other drainage projects as shown in FY 2015/16 Capital Budget (CIP 5548)	DEC 2015
8.	PG&E Pipeline Pathways Program – coordinate with PG&E through encroachment permit issuance to clear pathway above the PG&E gas transmission pipeline within City limits	DEC 2015
9.	For the Stormwater Management Program, continue participation in the new five-year Municipal Regional Permit (MRP) ongoing discussions through the Clean Water Program Management Committee and implement MRP provisions anticipated to be issued by end of 2015	DEC 2015
10.	Complete the construction of the Central Park Turf Field Renovation Project (CIP 5558)	FEB 2016
11.	Complete the biennial pavement condition survey for all City-owned streets and present the Five-Year 2016/17 to 2020/21 Pavement Repair Plan to the Finance Committee	APR 2016
12.	Conduct Year-Year Community Rating System (CRS) review for the Floodplain Management and begin implementation of FEMA’s new CRS requirements.	APR 2016
13.	City Hall construction – in conjunction with the Planning/Community Development Department, provide engineering support and inspection services for the completion of the new City Hall (CIP 9005)	SPRING 2016
14.	Complete the Skate Park Renovation and Repair (CIP 5577)	SPRING 2016
15.	Prepare the 2016/17 Capital Budget and Five-Year 2016/17 to 2020/21 Capital Improvement Program	MAY 2016
16.	Faria Preserve - process maps, plans, and permits as submitted by the developer; oversee/inspect the mass grading operations	Ongoing
17.	Through encroachment permit issuances to EBMUD, projecting completion of 75 corroded copper service repairs/polybutylene water lateral replacements throughout the City	Ongoing

Budget Notes
FY 2015-16

- Propose to downgrade unfunded/vacant senior inspector position to inspector and fill position
- Continue to fund temporary associate engineer and temporary senior inspector positions to support the management of Faria Development
- Utilize temporary employees and consultants for Special Fund projects and to help manage peak summer project management and inspection needs
- Projected to receive General Fund revenue of approximately \$3.1 million from development and encroachment permit fees



This page intentionally left blank

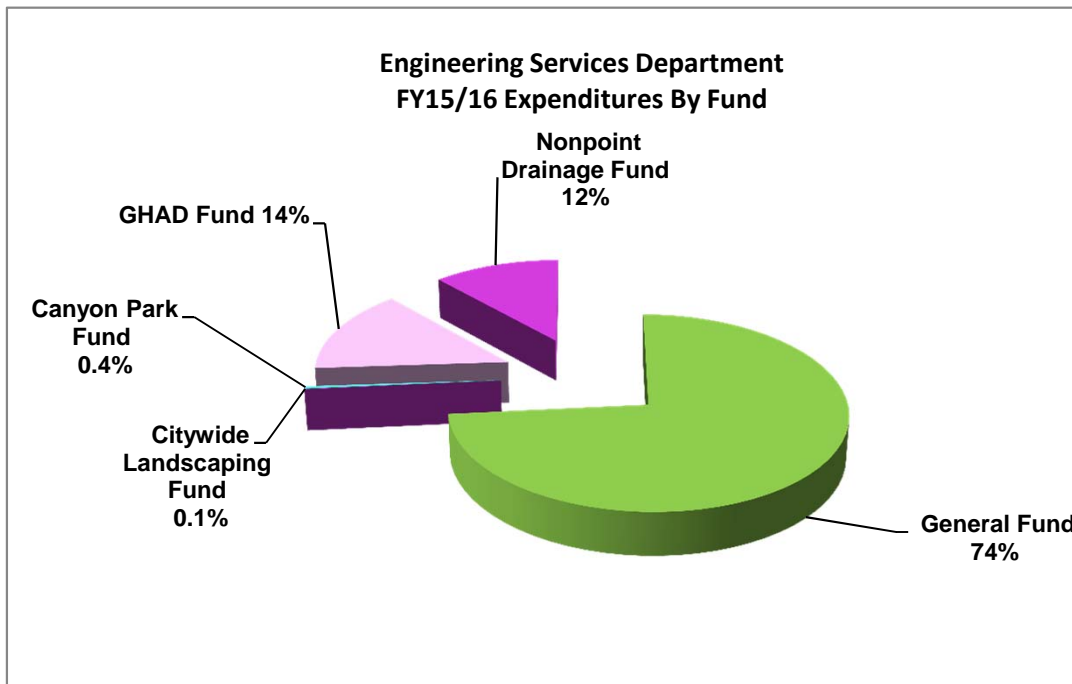
**CITY OF SAN RAMON
SUMMARY OF DEPARTMENTAL BUDGET
ENGINEERING SERVICES**

Authorized Positions	11/12 Actual	12/13 Actual	13/14 Actual	14/15 Final	15/16 Adopted
Assistant Engineer	-	-	-	1.00	1.00
Associate Engineer	5.00	5.00	5.00	5.00	5.00
Division Manager	2.00	2.00	2.00	2.00	2.00
Engineering Director	1.00	1.00	1.00	1.00	1.00
Engineering Inspector	-	-	-	-	1.00
Engineering Specialist	2.00	2.00	2.00	2.00	2.00
Office Specialist	1.00	1.00	1.00	1.00	1.00
Senior Administrative Analyst	2.00	2.00	2.00	2.00	2.00
Senior Engineer	4.00	4.00	3.00	2.00	2.00
Senior Inspector	6.00	6.00	4.00	4.00	3.00
Supervising Inspector	1.00	1.00	1.00	1.00	1.00
Total Authorized Positions	24.00	24.00	21.00	21.00	21.00

**CITY OF SAN RAMON
SUMMARY OF DEPARTMENTAL BUDGET
ENGINEERING SERVICES**

Expenditure Summary By Fund

Description	11/12 Actual	12/13 Actual	13/14 Actual	14/15 Final	15/16 Adopted
General Fund	\$ 2,194,115	\$ 2,335,720	\$ 2,407,004	\$ 2,835,221	\$ 3,475,597
Citywide Landscaping Fund	-	-	-	-	2,369
Canyon Park Fund	8,732	6,374	6,826	17,317	17,703
GHAD Fund	434,286	371,635	423,628	682,026	679,173
Nonpoint Drainage Fund	430,981	471,812	497,810	498,381	551,926
Total	\$ 3,068,114	\$ 3,185,541	\$ 3,335,268	\$ 4,032,945	\$ 4,726,768



CITY OF SAN RAMON
SUMMARY OF DEPARTMENTAL BUDGET
ENGINEERING SERVICES

Expenditure Summary By Division

Description	11/12 Actual	12/13 Actual	13/14 Actual	14/15 Final	15/16 Adopted
Engineering Services	\$ 3,068,114	\$ 3,185,541	\$ 3,335,268	\$ 4,032,945	\$ 4,726,768
Department Totals	<u>\$ 3,068,114</u>	<u>\$ 3,185,541</u>	<u>\$ 3,335,268</u>	<u>\$ 4,032,945</u>	<u>\$ 4,726,768</u>

Expenditure Summary By Category

Description	11/12 Actual	12/13 Actual	13/14 Actual	14/15 Final	15/16 Adopted
Personnel Services	\$ 2,487,725	\$ 2,616,096	\$ 2,691,610	\$ 3,069,507	\$ 3,690,835
Contract Services	488,386	466,372	534,995	835,363	919,551
Materials and Supplies	32,509	47,308	43,716	56,850	47,470
Other Costs	59,494	55,765	64,947	71,225	68,912
Capital Purchases	-	-	-	-	-
Total Expenditures	<u>\$ 3,068,114</u>	<u>\$ 3,185,541</u>	<u>\$ 3,335,268</u>	<u>\$ 4,032,945</u>	<u>\$ 4,726,768</u>

Revenue Summary

Description	11/12 Actual	12/13 Actual	13/14 Actual	14/15 Final	15/16 Adopted
Total Department Revenue	<u>\$ 209,259</u>	<u>\$ 293,322</u>	<u>\$ 434,447</u>	<u>\$ 327,997</u>	<u>\$ 3,148,705</u>

**CITY OF SAN RAMON
SUMMARY OF DEPARTMENTAL BUDGET
ENGINEERING SERVICES**

Program Summary

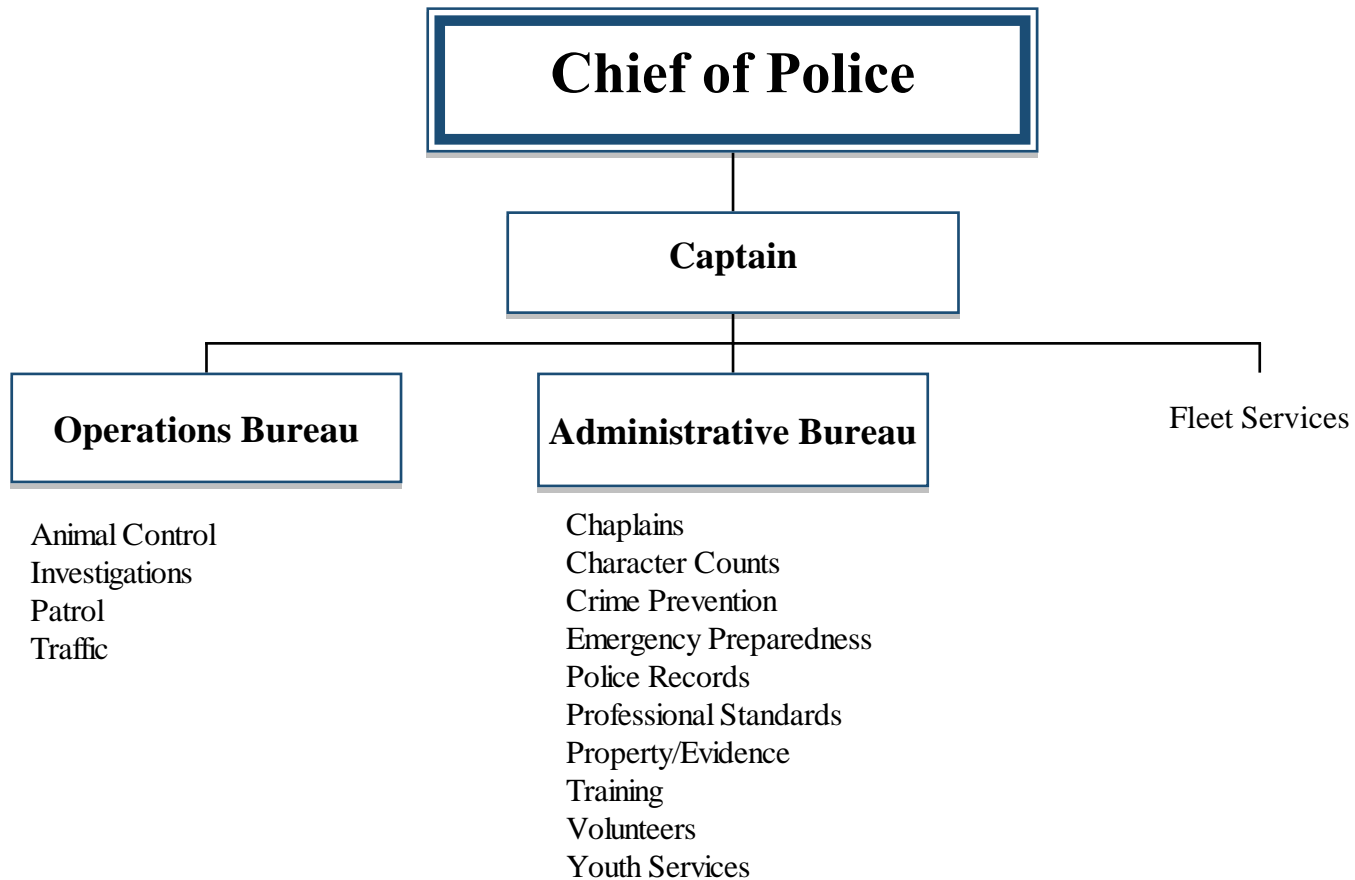
Description	Program Expenditures	Program Revenue	Net Program Cost
Engineering Services Admin	\$ 415,437	\$ 450	\$ 414,987
CIP Administration	67,292	-	67,292
CIP Engineering	381,749	-	381,749
CIP Inspection	301,775	-	301,775
Development Engineering	750,852	511,688	239,164
Development Inspection	315,004	2,453,067	(2,138,063)
Encroachments	369,530	120,000	249,530
Canyon Park	17,703	-	17,703
GHAD	679,173	8,000	671,173
Citywide Landscaping	2,369	-	2,369
Open Space/Drainage	70,168	-	70,168
Storm Water Mgmt	551,926	-	551,926
GIS	159,565	55,500	104,065
Traffic Engineering	408,473	-	408,473
Dougherty Valley	235,752	-	235,752
Program Totals	\$ 4,726,768	\$ 3,148,705	\$ 1,578,063

POLICE SERVICES DEPARTMENT





Police Services FY 2015-16



City of San Ramon

POLICE SERVICES SUMMARY

Statement of Purpose

Police Services is responsible for the safety and welfare of the citizens of San Ramon by ensuring and maintaining effective law enforcement systems, such as crime prevention, traffic enforcement, patrol, criminal investigations, vice and narcotic enforcement and community relations.

Significant Accomplishments

FY 2014-15

- Deployed two (2) temporary part-time Police Service Technicians (PSTs) approved by the City Council in FY 2013/14 to patrol and monitor the City's Parks
- Deployed four (4) new Police Officer positions as approved by City Council in FY 2013/14
- Recruited and hired a temporary part-time Computer Forensics Investigator assistant to address the growing demand for computer analysis required in criminal investigations
- Updated and enhanced the Police Department's technology resources to support the Department's crime prevention and criminal investigation strategies
- Deployed new updated patrol cars
- Updated and initiated an Emergency Preparedness Strategic Plan that outlines priorities on trainings to conduct, plans to update, and capital implementation projects
- Completed improvement to the alternate Emergency Operations Center at the Dougherty Public Services yard
- Conducted tobacco purchasing decoy stings at a minimum of 50% of the establishments selling tobacco products within the City
- Augmented training and equipment for new officers and new members of the regional Special Weapons and Tactics Team (SWAT)

City of San Ramon
POLICE SERVICES SUMMARY

Major Action Plan Items
FY 2015-16

		Completion By:
1.	Analyze, evaluate and implement (if feasible) alternative dispatch services based on cost evaluation, continuity of service, overall community public safety enhancements and progressive technology resources	JUN 2016
2.	Recruit/Hire two new relief police officer positions designed to avoid overtime associated with filling temporary vacancies due to vacations, training and injury	JUN 2016
3.	Analyze and evaluate an upgrade of body worn cameras	JUN 2016
4.	Provide presentation to Policy Committee for the consideration of implementing District Attorney authorized Community Court program for low-level offenders	JUN 2016
5.	Reclassify vacant Emergency Manager position to a Lieutenant position. Transition emergency services duties and begin implementation of new Crime Prevention and Community Relations Division	JUN 2016
6.	Implement updated strategic emergency plan	JUN 2016
7.	Update emergency operations plan	JUN 2016
8.	Facilitate completion of Emergency Operations Center in new City Hall	JUN 2016
9.	Conduct Emergency Operations Center training for existing EOC staff	JUN 2016
10.	Design and implement Department Operations Center at the police department	JUN 2016

Budget Notes
FY 2015-16

- Reflects 36% increase in Dispatch Costs from FY 2014-15 budget (\$874,579) to FY 2015-16 projected budget (\$1,192,044)
- Downgraded an unfunded Administrative Coordinator position to Office Specialist and funded the position
- Funded an Administrative Analyst position and two new Police Officers
- Reflects \$300,000 reduction to the Future Police Staffing Analysis and Recommendation presented to the City Council on 01/27/15:
 - Sergeant: Supervisor assigned to new Crime Prevention and Community Relations Divisions - \$194,000
 - Fleet Technician duties - \$106,000

**CITY OF SAN RAMON
SUMMARY OF DEPARTMENTAL BUDGET
POLICE SERVICES**

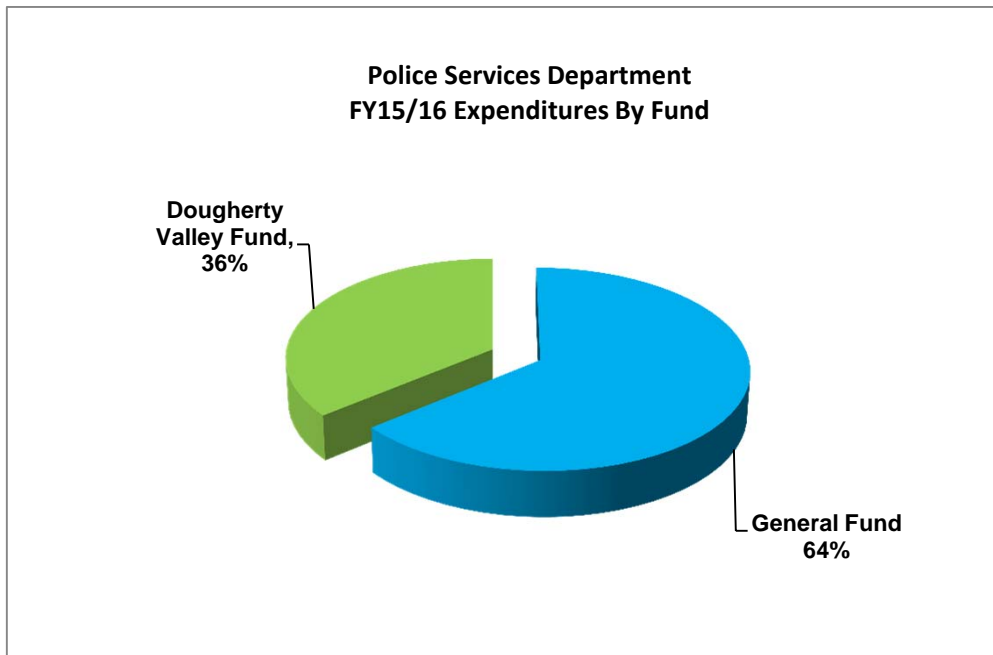
Authorized Positions	11/12 Actual	12/13 Actual	13/14 Actual	14/15 Final	15/16 Adopted
Administrative Analyst	1.00	1.00	1.00	1.00	1.00
Administrative Coordinator	5.00	5.00	5.00	5.00	4.00
Captain	1.00	1.00	1.00	1.00	1.00
Chief	1.00	1.00	1.00	1.00	1.00
Corporals	7.00	9.00	9.00	9.00	9.00
Lieutenant	5.00	5.00	5.00	5.00	6.00
Office Specialist	2.00	2.00	2.00	2.00	3.00
Office Technician I/II	4.00	4.00	4.00	4.00	4.00
Police Officer	35.00	33.00	37.00	37.00	39.00
Police Services Technician	3.50	3.50	3.50	3.50	3.00
Program Manager	1.00	1.00	1.00	1.00	-
Records Coordinator	1.00	1.00	1.00	1.00	1.00
Records Technician	2.00	2.00	2.00	2.00	2.00
Sergeant	9.00	9.00	9.00	9.00	9.00
*Police Officer Anticipatory Positions	-	-	-	2.00	2.00
Total Authorized Positions	77.50	77.50	81.50	83.50	85.00

*Budget includes 2 "Anticipatory Hiring" police officer positions that are not fully funded and part of the official FTE count

**CITY OF SAN RAMON
SUMMARY OF DEPARTMENTAL BUDGET
POLICE SERVICES**

Expenditure Summary By Fund

Description	11/12 Actual	12/13 Actual	13/14 Actual	14/15 Final	15/16 Adopted
General Fund	\$ 10,299,491	\$ 10,653,633	\$ 11,007,518	\$ 11,440,311	\$ 12,311,112
Dougherty Valley Fund	5,781,739	5,951,918	6,033,744	6,542,359	6,890,915
Law Enforcement Grant Fund	9,349	-	-	-	-
Police Services Donation Fund	6,446	11,348	6,000	-	-
Asset Forfeiture Fund	750	-	-	-	-
Total	\$ 16,097,775	\$ 16,616,899	\$ 17,047,262	\$ 17,982,670	\$ 19,202,027



CITY OF SAN RAMON
SUMMARY OF DEPARTMENTAL BUDGET
POLICE SERVICES

Expenditure Summary By Division

Description	11/12 Actual	12/13 Actual	13/14 Actual	14/15 Final	15/16 Adopted
Police Services	\$ 16,097,775	\$ 16,616,899	\$ 17,047,262	\$ 17,982,670	\$ 19,202,027
Police Non-Contract					
 Department Total	 \$ 16,097,775	 \$ 16,616,899	 \$ 17,047,262	 \$ 17,982,670	 \$ 19,202,027

Expenditure Summary By Category

Description	11/12 Actual	12/13 Actual	13/14 Actual	14/15 Final	15/16 Adopted
Personnel Services	\$ 13,610,630	\$ 14,006,366	\$ 14,097,045	\$ 14,788,262	\$ 15,435,962
Contract Services	1,663,709	1,694,882	1,915,447	2,086,926	2,453,690
Materials and Supplies	389,063	424,240	552,962	561,112	478,941
Other Costs	434,373	414,384	413,060	449,622	564,686
Capital Purchases	-	77,027	68,748	96,748	268,748
 Total Expenditures	 \$ 16,097,775	 \$ 16,616,899	 \$ 17,047,262	 \$ 17,982,670	 \$ 19,202,027

Revenue Summary

Description	11/12 Actual	12/13 Actual	13/14 Actual	14/15 Final	15/16 Adopted
Total Department Revenue	\$ 693,797	\$ 676,962	\$ 641,655	\$ 644,806	\$ 636,722

**CITY OF SAN RAMON
SUMMARY OF DEPARTMENTAL BUDGET
POLICE SERVICES**

Program Summary

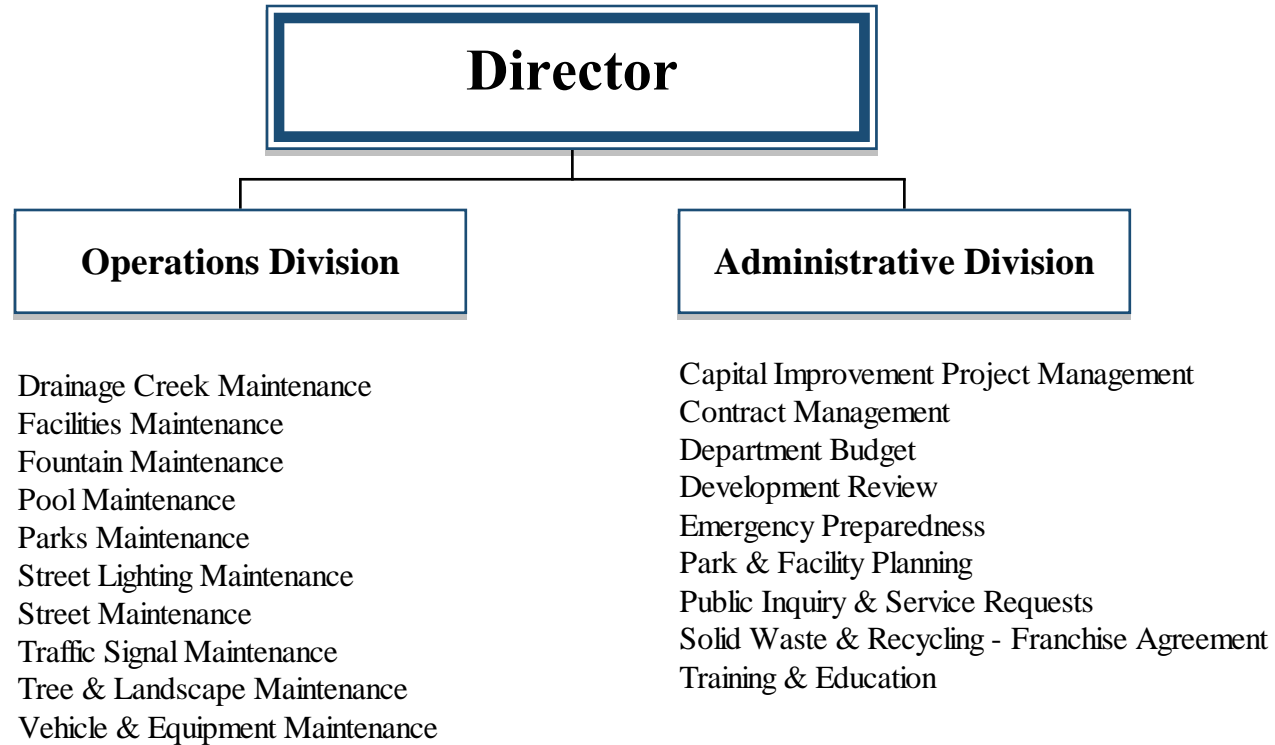
Description	Program Expenditures	Program Revenue	Net Program Cost
Administration	\$ 5,929,544	\$ 137,750	\$ 5,791,794
Animal Control	429,621	-	429,621
Crossing Guards	99,205	-	99,205
Crime Prevention	147,894	-	147,894
Emergency Preparedness	388,077	-	388,077
Investigation	2,019,314	-	2,019,314
Patrol	7,948,978	397,972	7,551,006
Traffic Safety	1,079,643	-	1,079,643
Volunteer Services	5,800	-	5,800
Youth Services	1,022,941	101,000	921,941
Fleet	131,010	-	131,010
 Program Totals	 <u>\$ 19,202,027</u>	 <u>\$ 636,722</u>	 <u>\$ 18,565,305</u>

PUBLIC SERVICES DEPARTMENT





Public Services Department FY 2015-16



City of San Ramon

PUBLIC SERVICES SUMMARY

Statement of Purpose

The Public Services Department is responsible for the maintenance of the City's parks, roadway medians and other open space; City fleet vehicles and equipment; City facilities, fountains, and pools; signals and street lights; roadways and sidewalks; street sweeping; catch basins, creeks and other drainage systems; Public Services is also responsible for the administration of the Landscape and Lighting District program in 19 zones; administration of maintenance contracts; and administration of the solid waste franchise agreement.

Significant Accomplishments FY 2014-15

New Development:

- Assumed maintenance responsibility for new areas in Dougherty Valley including: 50 new streetlights, 3 street miles and sidewalks; 2 acres of street landscaping; 1 water quality control pond and other drainage related facilities
- Began maintenance operations at new Rancho San Ramon Community Park and Amador Rancho Center
- Developed recommendations for the Parks and Community Services Commission and City Council on the relocation, construction and funding for the basketball courts at Central Park

Park and Facility Maintenance and Renovations:

- Began Phase II of Central Park Renovation Project (CIP 5546) including renovating soccer field 1 and baseball/softball fields 2/3; completed first phase for replacing irrigation valves; began design for replacing trees in the north promenade and front entry/parking lot; completion of restroom renovation
- Installed shade structures at San Ramon Sports Park, Old Ranch Park and Bark and Ride using Measure WW funds
- Upgraded playground equipment at Richard Fahey Village Green and Old Ranch Park using Measure WW funds
- Completed design and Phase 1 installation for enhanced security measures at several highly used public facilities; worked with the Police Services Department and Parks and Community Services and other facility users to implement training on security protocols and preventive measures
- In collaboration with the San Ramon Historic Foundation, implemented the findings of the preservation assessment completed in February 2014 and began the design phase for renovation and preservation of Barn 12 at Forest Home Farms Historic Park
- Implemented various maintenance and repair projects at City parks and facilities
 - Replaced two (2) heaters for Children's Play Pool at San Ramon Olympic Pool and Aquatic Park

City of San Ramon

PUBLIC SERVICES SUMMARY

- Upgraded (4) Calsense controllers at designated park sites (CIP 5404) enhancing water management capabilities
- Completed renovation of deteriorated wooden foot bridges at Mill Creek Hollow to enhance safety
- Completed evaluation and prioritization of tree work for Forest Home Farms. Implemented plan and completed priority level one work

Landscape and Irrigation Maintenance and Renovations:

- Finalized long-term funding and implementation strategies for reducing costs and liabilities associated with Dougherty Valley landscaping and trees. Continued planned tree removal and replacement program through CIP 5564
- Issued RFP and finalized new landscape maintenance agreement(s) for the Landscape and Lighting District, Dougherty Valley CSA, and Parks to be implemented July 1, 2015
- Completed various landscaping projects and upgrades in the Landscaping & Lighting District enhancing safety and water management capabilities:
 - Replaced (1) booster pump along Crow Canyon Road @ Canyon Crest Drive
 - Upgraded and replaced (1) irrigation controller along Deerwood Drive landscape
 - Upgraded Calsense controllers
 - Removed 186 eucalyptus trees citywide due to tree decline and safety and nuisance concerns.

Traffic Safety:

- Finalized and implemented long-term deferred maintenance plan for traffic signals hardware, equipment and software to maintain traffic signal reliability:
 - Replaced (1) speed limit radar display unit on Norris Canyon Road
 - Replaced (108) batteries at 18 signalized intersections
 - Replaced (3) traffic signal conflict monitors
 - Replaced (2) signal controllers at designated intersections

Solid Waste:

- Negotiated contract extensions with Waste Management for solid waste and recycling services through 2019, and Republic Services and securing disposal and composting capacity through 2029

Fleet and Service Center Operations

- Replaced diesel fuel tank at the San Ramon Service Center; upgraded diesel and unleaded fuel pumps; and installed a fuel monitoring system
- Upgraded Public Services vehicle fleet to reflect current operations, replacing larger, specialized vehicles with smaller, more versatile and fuel efficient vehicles

City of San Ramon
PUBLIC SERVICES SUMMARY

Major Action Plan Items
FY 2015-16

		Completion By:
New Development		
1.	Complete final design approval of the new Bella Vista School Park facility with the School District and developer	JAN 2016
2.	Complete conceptual design plan review of Phase II of Rancho San Ramon Community Park	JAN 2016
3.	Assume maintenance responsibility for new areas in the Dougherty Valley to include: 160 new streetlights, 3 street miles, 3 acres of street landscaping, as well as creeks, water quality control ponds and other drainage facilities	FEB 2016
Park and Facility Maintenance and Renovation		
4.	Increase efficiency of leaf removal at City parks through more efficient means and equipment suited for that purpose; frees up staff time to restore park maintenance service levels	AUG 2015
5.	Replace and upgrade chemical controller for Lap Pool at San Ramon Olympic Pool and Aquatic Park which will result in more efficient monitoring and regulation of water chemistry	OCT 2015
6.	Replace ADA doors at Dougherty Valley Library which will result in improved and more consistent access to the facility	DEC 2015
7.	Replace Diving Boards at Dougherty Valley Aquatic Center to improve safety for the diving programs and replace the original boards	FEB 2016
8.	Prepare, plan, and implement City Hall move	MAR 2016
9.	Implement planned replacement and renovation of park improvements such as drinking fountains, benches, waste cans, BBQ's	JAN 2016
10.	Clean and reseal grout at Alcosta Senior and Community Center which will restore service levels and increase the lifespan of the flooring itself	JAN 2016
11.	Implement pool heater service at both Aquatic Centers which will increase the lifespan of the equipment and result in reduced maintenance costs with fewer period of down time	JAN 2016
12.	Implement maintenance service of the UV filtration systems at both participatory fountains which will increase the lifespan of the equipment and result in fewer interruptions of service	JAN 2016
13.	Restore the resurfacing of the Front Row Theater stage and Dance Studio floor at Dougherty Station Community Center which will result in a longer lifespan for the floors as well as improved safety for participants	FEB 2016
14.	Replace tile in locker rooms at San Ramon Olympic Pool and Aquatic Park	FEB 2016
15.	Complete roof replacement on maintenance building at San Ramon Olympic Pool and Aquatic Park	FEB 2016
16.	Complete deck relighting project at San Ramon Olympic Pool and Aquatic Park to increase safety and nighttime visibility	FEB 2016

City of San Ramon
PUBLIC SERVICES SUMMARY

		Completion By::
17.	Renovate Synthetic Turf at Tiffany Roberts Sports Park and evaluate use of alternative fill materials	MAY 2016
18.	Complete Phase I renovation of landscaping at Alcosta Senior and Community Center to begin to restore the landscaping with drought tolerant plant material	MAY 2016
19.	Upgrade playground equipment at Mill Creek Hollow to replace old equipment and comply with ADA requirements	JUN 2016
20.	Renovate Restroom Building at Memorial Park	JUN 2016
21.	Assess electrical switch gear at Athan Downs Park to determine if repair or replacement is required for reliable electrical and lighting service	JUN 2016
22.	Complete LED retrofit of parking lot lights at the City's Permit Center/Police Department which will reduce on going electrical costs as well as long term maintenance costs as LED lamps have a longer lifespan	JUN 2016
23.	Complete tree work at Forest Home Farms implementing the recommendations of the arborist's evaluation of the safety and health of the trees performed in FY 14/15	JUN 2016
Landscape and Irrigation Maintenance and Renovation		
24.	Implement new landscaping contracts and oversee transition with contractors	JUL 2015
25.	Continue planned replacement and renovation of declining plant material throughout the Landscaping and Lighting District Assessment Zones and Dougherty Valley area with drought tolerant plant materials	JUN 2016
26.	Continue to monitor drought restrictions and conditions, and impact on City budget and use of facilities and parks; Develop options and recommendations to City Council on need for changes to City's drought management strategies; Increase staffing to respond to irrigation repairs and implement additional water conservation strategies	JUN 2016
27.	Continue CIP 5546 DV tree replacement program (on-going) to mitigate damage to infrastructure, make repairs as needed, communicate with residents, and minimize potential long term maintenance and repair costs	JUN 2016
Traffic Safety and Drainage		
28.	Utilizing the Equipment Replacement Fund to support the planned replacement of traffic signal hardware: <ul style="list-style-type: none"> • Replace (3) conflict monitors at designated intersections due to age; replacing these monitors ensures vehicular safety at intersections and will prevent double green signal indicators to conflict with opposing traffic at the same time • Replace batteries from the battery back-up systems at 12 designated signal intersections due to the 5 year life cycle; replacing the batteries will increase the charge up to 4 hours during PG&E power outages Replace and upgrade (1) traffic signal 332 printed circuit board cabinet with a 332 hard-drive cabinet which will improve repair capability and replace one cabinet due to age/life cycle of cabinet	APR 2016

City of San Ramon
PUBLIC SERVICES SUMMARY

		Completion By:
29.	Repaint 50 of 300 street light poles to improve aesthetics of street light poles as they are currently faded and discolored	APR 2016
30.	Install 200 vandal resistant inserts at designated locations citywide to continue to prevent copper wire theft	MAY 2016
Solid Waste		
31.	Implement a recycling program for commercial organics (food scraps)	JAN 2016
32.	Research and recommend options for the solid waste and recycling franchise procurement process including business and customer outreach and surveys on new and expanded services	JUN 2016

Budget Notes
FY 2015-16

Due to the retirement of the Parks and Landscape Program Manager, the Department took the opportunity to restructure - merging facility and park maintenance into a single division; and streets, signals, street lighting, landscape and drainage maintenance into a single division. As a result, duplication of efforts is minimized by scheduling staff to maintain both parks and facilities at locations where both exist such as San Ramon Community Center /Central Park and Rancho San Ramon Community Park/Amador Rancho Center in addition to more cross trained staff in both facility and park maintenance.

Similarly, streets, signals, lighting and landscape maintenance are activities performed along the City's roadways, therefore aligning these staff under the same supervisor and manager provides for consistent onsite staffing levels, inspection of contractors and staff supervision. This restructuring also enabled the Department to downgrade two management/supervisory level positions to administrative support and field level operational positions to support the restoration of services to pre-economic downturn levels. Services to be restored include:

- Response time for irrigation breaks and repair restored to 24 hours resulting in improved water efficiency, optimum plant health, and fewer complaint driven CRMs. Over 30 acres of new landscape have been accepted in Dougherty Valley over the past five years.
- Increased administrative and customer service support to the Public Services Department by providing more directed staff support in managing and responding to CRMs, log and track field evaluation reports and safety and training records, fully implement the City's new records retention policy, field training on revised park and facility maintenance plans, and implementation of the Department's enhanced customer service program. This support will relieve supervisory staff from some administrative tasks, allowing increased focus on supervision of field operations, contract oversight and quality control.
- Restore sports field maintenance levels reduced as cost cutting strategies during the past five years including increased response times to irrigation maintenance and scheduling, more frequent field grooming and sports turf management practices such as: mowing,

City of San Ramon

PUBLIC SERVICES SUMMARY

aerating, fertilizing seeding & top dressing, and additional pest and weed control treatments

- Fully fund in 15/16, staffing and annual contract and utility costs for Rancho San Ramon Community Park and Amador Rancho Center. Based on first six months on operations and projected rental of picnic areas, fields and building rentals, maintenance requirements are increased based on projected use of facility.

The Public Services Department plans to fund and fill all authorized positions in addition to requesting one new position in order to restore services as outlined above. The positions request is summarized as follows at a net cost of approximately \$485,000:

- Fund and fill two currently unfunded Maintenance Specialist positions
- Fund and reclassify one currently unfunded Maintenance Supervisor to Maintenance Specialist
- Reclassify one (1) FTE Program Manager funded for .50 year to 1.00 FTE Office Technician II; remove funding for temporary clerical support
- Increase current .50 FTE Administrative Coordinator to .75 FTE
- Fund .40 FTE of Director position currently shared and funded through Parks and Community Services
- Add one new Maintenance Technician II position; remove funding for temporary staffing

In addition, the proposed budget reflects:

- Anticipated 9% increase in water rates
- Anticipated 6% increase in energy rates
- Anticipated 15% increase in contract landscape maintenance costs due to new contract terms effective July 1, 2015. In addition, implemented CPI increases for selected maintenance contracts

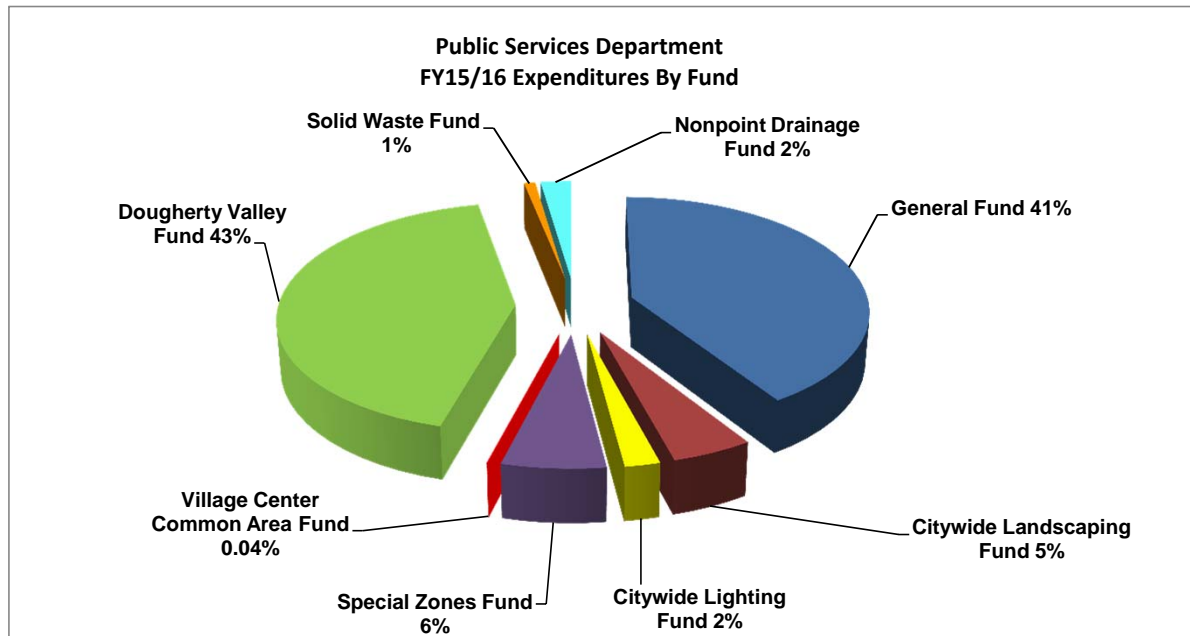
**CITY OF SAN RAMON
SUMMARY OF DEPARTMENTAL BUDGET
PUBLIC SERVICES**

Authorized Positions	11/12 Actual	12/13 Actual	13/14 Actual	14/15 Final	15/16 Adopted
Administrative Analyst	1.00	1.00	1.00	1.00	1.00
Administrative Coordinator	1.50	1.50	1.50	2.50	2.75
Division Manager	1.00	1.00	1.00	1.00	1.00
Maintenance Assistant	2.00	2.00	-	-	-
Maintenance Coordinator	11.00	11.00	12.00	13.00	13.00
Maintenance Specialist	12.00	12.00	11.00	11.00	12.00
Maintenance Supervisor	9.00	9.00	9.00	9.00	8.00
Maintenance Technician I/II	32.60	32.60	28.00	27.00	28.00
Office Technician I/II	0.80	0.80	0.80	-	1.00
Program Manager	5.00	5.00	4.00	4.00	3.00
Public Services Director	1.00	1.00	1.00	1.00	1.00
Senior Administrative Analyst	1.00	1.00	2.00	2.00	2.00
Total Authorized Positions	77.90	77.90	71.30	71.50	72.75

**CITY OF SAN RAMON
SUMMARY OF DEPARTMENTAL BUDGET
PUBLIC SERVICES**

Expenditure Summary By Fund

Description	11/12 Actual	12/13 Actual	13/14 Actual	14/15 Final	15/16 Adopted
General Fund	\$ 8,177,605	\$ 8,331,591	\$ 8,546,593	\$ 9,407,910	\$ 9,980,223
Citywide Landscaping Fund	768,415	799,374	821,455	1,044,095	1,190,352
Citywide Lighting Fund	481,725	410,947	458,619	478,736	518,233
Special Zones Fund	1,197,476	1,204,149	1,254,970	1,447,999	1,519,496
Village Center Common Area Fund	6,677	12,780	1,724	10,260	10,260
Dougherty Valley Fund	6,724,167	7,276,781	7,774,959	8,909,892	10,404,569
Solid Waste Fund	142,466	156,715	190,916	218,085	212,655
Nonpoint Drainage Fund	552,807	595,149	673,867	572,934	571,482
Total	\$ 18,051,338	\$ 18,787,486	\$ 19,723,103	\$ 22,089,911	\$ 24,407,270



CITY OF SAN RAMON
SUMMARY OF DEPARTMENTAL BUDGET
PUBLIC SERVICES

Expenditure Summary By Division

Description	11/12 Actual	12/13 Actual	13/14 Actual	14/15 Final	15/16 Adopted
Public Services	\$ 18,051,338	\$ 18,787,486	\$ 19,723,103	\$ 22,089,911	\$ 24,407,270
Department Totals	<u>\$ 18,051,338</u>	<u>\$ 18,787,486</u>	<u>\$ 19,723,103</u>	<u>\$ 22,089,911</u>	<u>\$ 24,407,270</u>

Expenditure Summary By Category

Description	11/12 Actual	12/13 Actual	13/14 Actual	14/15 Final	15/16 Adopted
Personnel Services	\$ 8,807,132	\$ 8,795,295	\$ 9,181,779	\$ 9,531,544	\$ 10,330,352
Contract Services	7,779,076	8,539,175	9,040,581	10,919,728	12,116,024
Materials and Supplies	970,169	962,681	1,006,623	1,098,544	1,260,137
Other Costs	489,986	490,335	494,120	540,095	545,757
Capital Purchases	4,975	-	-	-	155,000
Total Expenditures	<u>\$ 18,051,338</u>	<u>\$ 18,787,486</u>	<u>\$ 19,723,103</u>	<u>\$ 22,089,911</u>	<u>\$ 24,407,270</u>

Revenue Summary

Description	11/12 Actual	12/13 Actual	13/14 Actual	14/15 Final	15/16 Adopted
Total Department Revenue	<u>\$ 701,723</u>	<u>\$ 750,806</u>	<u>\$ 743,039</u>	<u>\$ 762,887</u>	<u>\$ 842,687</u>

CITY OF SAN RAMON
SUMMARY OF DEPARTMENTAL BUDGET
PUBLIC SERVICES

Program Summary

Description	Program Expenditures	Program Revenue	Net Program Cost
Public Services	\$ 2,242,590	\$ 203,687	\$ 2,038,903
Drainage Maintenance	393,421	-	393,421
Facilities	2,660,747	500	2,660,247
Landscaping	1,190,352	7,500	1,182,852
Lighting	518,233	-	518,233
Parks Maintenance	3,524,618	460,000	3,064,618
Service Center	916,578	-	916,578
Special Zones	1,519,496	-	1,519,496
Street Maintenance	541,319	-	541,319
Traffic Signal	317,286	-	317,286
DV Street Maintenance	880,134	-	880,134
DV Landscaping	4,731,488	-	4,731,488
DV Park Maintenance	3,383,773	171,000	3,212,773
DV Facilities	1,190,931	-	1,190,931
DV Flood Control	284,319	-	284,319
DV Open Space	111,985	-	111,985
	\$ 24,407,270	\$ 842,687	\$ 23,564,583

PARKS & COMMUNITY SERVICES DEPARTMENT





Parks & Community Services Department FY 2015-16

Director

**Recreation Services
Division Manager**

Adult & Youth Sports
Aquatics
Cultural Arts/Special Events
Historical Properties
Leisure Enrichment Programs
Nature Programs
Neighborhood Programs
Senior Programs
Teen Programs
Volunteers

Administrative Support
Community Facilities
Contract Management
Department Budget
Libraries
Marketing
Operations
Park Planning
Public Information

City of San Ramon
PARKS & COMMUNITY SERVICES
SUMMARY

Statement of Purpose

The Parks & Community Services Department provides a wide variety of cultural, sporting, educational events and programming for all segments of the San Ramon community. The Department is responsible for partnering with Contra Costa County in managing the two San Ramon libraries.

Significant Accomplishments
FY 2014-15

Programs – Preschool/Youth/Teens:

- Relocated Crow Canyon Day Camp to Forest Home Farm and provided three new Archery Camps
- Restored Bedtime Theater for families with young children age 3-7 and had two sold out shows in October and January at the Front Row Theater
- Teen Council held a poetry and Art Contest called the “Teen Expressions Project”. The artwork and Poetry collected were displayed at the Alcosta Senior and Community Center in May
- Expanded springboard diving lesson program by contracting with Cal Diving Club; added a Stroke Technique and Refinement class to replace the Dolphin level in the Learn to Swim program
- Received the Award of Excellence for the Camp Central Program by the California Parks and Recreation Society for innovative delivery of services
- Increased registration for Camp Central by 13% and Youth Hoop league by 10%
- Increased recreation swim hours at the San Ramon Olympic Play Pool for Toddler Time on Tuesday and Thursday from 10:00 – 11:00 AM
- Finalized Aquatic Division and After School Enrichment Business Plans

Programs – Adult/Seniors:

- Expanded the Senior Nutrition Program from four to five days a week serving an average of 36 meals per day
- Restored the Senior Newsletter from 12 to 16 pages enabling staff to increase information and assistance to older adults in San Ramon; information includes the promotion of health, wellness, and education
- Initiated an RFP process to seek contract services to provide drivers for the Senior Express Van program to increase the reliability of providing drivers throughout the year for the program and maximize the use of the two buses if needed based on demand. City Council Award of Contract July 2015

City of San Ramon

PARKS & COMMUNITY SERVICES

SUMMARY

- Expanded the Active Card membership to include a new flex-registration program for adults to allow a drop-in option for adult fitness and dance classes

Programs – Neighborhood and Families:

- Implemented a City Trails Challenge Program to inform residents about City trails and encourage their use with the kick-off event on June 5, 2015
- Offered four “Themed Walking” series as a part of the Thank You San Ramon events to encourage families to get healthy by using pathways, parks, and trails
- Offered a new program called “Neighborhood Party in the Park” to encourage community members to use a local park and plan a gathering for their neighbors using the “Neighborhood Party Tool Kit” as a guide
- Received a Showcase Award for Outstanding Recreation Program for Parks Make Life Better volunteer event from California Parks & Recreation Society, District III

Programs – Theatre and Visual Arts:

- Restored one (1) additional Summer Concert in Central Park from four to five in Summer 2014
- Published current and past Poet Laureate poetry on City website in conjunction with National Poetry Month in April
- Increased usage of the Dougherty Valley Performing Arts Center and Front Row Theater for Multi-Cultural events and performances

Programs – Community Special Events:

- Produced grand opening event for Rancho San Ramon Community Park and Amador Rancho Center to include ribbon cutting, events and concert
- Met with the Arts Foundation to explore the possibility of expanding multi-cultural elements at the Art & Wind Festival which resulted in an increase in multi-cultural performances at the event. Improved the Art and Wind Festival by providing new exhibits, a new festival map, implemented new layout, and increased directional signage throughout the event
- Hosted the inaugural meeting [Phase I] of the Health Consortium between Parks & Community Services Department and local health providers to collaborate on health awareness programs for the community
- Hosted a Dive-In Movie at the San Ramon Olympic Pool on August 22, 2014. Over 470 participants attended to relax in the pool and watch the movie. This is an increase of 54% in attendance from 2013

City of San Ramon
PARKS & COMMUNITY SERVICES
SUMMARY

Customer Service and Technology Development:

- Upgraded the program registration and facility booking software to implement new customer service features; including the use of promotional codes and coupons, expanded search option capabilities, improved online waivers, and expanded reporting capabilities
- Added Wi-Fi capability to all community centers
- Activated web-based trail and park map
- Implemented online, paperless technology to process 200+ seasonal employees and 200+ contract instructors
- Produced a digital edition of the quarterly Recreation Guide and mobile app; this provides customers a convenient method to access the Department's online registration website to register improving customer service
- Completed a new Department handbook for offering contract recreation classes to include streamlining the process, training staff, as well as updating the independent contract instructor handbook and proposal
- Hosted the Tri-Valley Commissioner's dinner at Amador Rancho Center, April 27, 2015 which annually rotates between the cities and districts of Alamo, Dublin, Danville, Pleasanton, Livermore and San Ramon

Facilities:

- Issued use permits for new athletic facilities; picnic areas; multipurpose rooms at Amador Rancho Center and Rancho San Ramon Community Park. Fifteen rental permits have been issued as of March 3, 2015
- Facilitated a working group in the pre-design and space planning phase for the renovation and expansion of the San Ramon Library; including a series of outreach meetings along with the use of Open San Ramon to solicit comments and ideas on the plan. This resulted in a Conceptual Design that was approved by the City Council in October 2014. In the same meeting the City Council authorized funds to initiate the construction design phase in collaboration with Engineering Services Department
- Installed new interpretive signage at Forest Home Farms Historic Park that enhance the visitor experience and accessibility of tour information
- Completed installation of a new Sports Park Public Art Piece titled "Huddle Up" designed by artist Chris Rench
- Completed installation of Athan Downs Public Art Piece designed by artist Madeline Weiner. Install sign that chronicles the life and accomplishments of Byron Athan

City of San Ramon
PARKS & COMMUNITY SERVICES
SUMMARY

Major Action Plan Items
FY 2015-16

		Completion By:
Programs – Preschool/Youth/Teens		
1.	Expand Camp Central program to the Dougherty Station Community Center for four weeks in 2015 with an estimated enrollment of 500 participants	JUL 2015
2.	The 2015/16 Teen Council will develop events for teens and their families addressing issues of stress (Fall 2015) and cyberbullying (Spring 2016)	MAY 2016
Programs – Adults/Seniors		
3.	Offer one additional weekly session of Open Gym Basketball	SEPT 2015
4.	Evaluate expanded drop in basketball programs at middle school sites, weeknights and weekends	OCT 2015
5.	Implement two new active outdoor senior programs utilizing the adjacent park in order to improve or increase seniors' fitness level as well as increase awareness and use of the park and its amenities	JUN 2016
6.	Implement contract for senior van transportation services for 30 hours/week service	JUN 2016
Programs – Neighborhood and Family		
7.	Implement hands-on bicycle safety class offering for seniors, adults, children and families which will result in participant's feeling comfortable and safe using bicycles for transportation	DEC 2015
8.	Develop a Community Campout event in a City park to provide an opportunity for residents to experience camping close to home for Summer 2016	JUN 2016
Programs – Theatre and Visual Arts		
9.	Expand outdoor movie offerings from 3 to 4 during the summer months	AUG 2015
10.	Implement a "Poem a Month Program" by publishing one poem each month written by the Poet Laureate to the City web site and e-mailing the poem to those that subscribe	JUN 2016
Programs – Community/Special Events		
11.	Expand access to Forest Home Farm Historic Park with regular public hours Wednesday through Saturday* to include enhanced programming on Saturdays (* hours will be reduced during the winter season)	JUL 2015
12.	Conduct update to the Parks and Recreation Master Plan Update & Strategic Action Plan, Bridging the Community, The Path to 2017	MAR 2016
13.	Develop 4 new Glass House programs to increase tour attendance and return visits to the Museum	MAY 2016
14.	Implement Phase II of the Health Consortium between Parks & Community Services Department and local health providers; continue to meet a minimum of twice a year and establish broad based community goals on health and wellness	JUN 2016

City of San Ramon
PARKS & COMMUNITY SERVICES
SUMMARY

		<i>Completion By:</i>
Customer Service and Technology Development		
15.	Provide staffing on weekends during the swim season to assist with picnic renters and their guests at the San Ramon Olympic Pool	SEP 2015
16.	Increase customer service by increasing the availability of online fillable forms, which will automatically forward to the appropriate staff person and streamline the process for the customer	DEC 2015
17.	Implement a self-guided audio tour of Forest Home Farms Historic Park accessible through the visitor's cell phone and make selected portions of the Forest Home farm historic collection accessible via the internet	JAN 2016
18.	Develop recommendations for funding in FY 2016/17 for the replacement of the CLASS registration and facility booking software system, which will no longer be supported after 2017	FEB 2016
19.	Increase use of the City web site, technology and social media to market senior programs to non-users and increase program attendance	JUN 2016
Facilities		
20.	Upgrade technical theater components in the Front Row Theater to enable users to access and utilize equipment without the need for a sound/ lighting technician. Host ribbon cutting ceremonies for new public art piece at Athan Downs, new playgrounds at Old Ranch Park and Richard Fahey Village Green	JUL 2015
21.	Facilitate working group in the construction and furnishings planning phase of the renovation and expansion of the San Ramon Library; Work with County library staff to facilitate closure of the San Ramon Library and implement interim library services, interim gallery space and Foundation space during the renovation period by providing space. Evaluate need for afterschool care for Iron Horse Middle School students who currently use the San Ramon Library as a study and gathering location afterschool	SEP 2015
22.	Update the Co-Sponsorship Policy and Procedures to assist organizations in understanding the benefits, responsibilities, and requirements of being a City Co-Sponsored organization	DEC 2015
23.	Complete Forest Home Farms Historic Park ADA Parking and Pathways Plan. Open new ADA parking stalls and portions of ADA accessible pathways to increase site accessibility and usage	MAR 2016
24.	Prepare, plan and implement City Hall move	MAR 2016
25.	Expand rentals to Amador Rancho Center to 70 rental bookings for the 15-16 year resulting in 385 of hours of use. Expand Picnic rental opportunities at the Rancho San Ramon Community Park group picnic area with 40 rentals occurring during the Picnic season	JUN 2016

City of San Ramon
PARKS & COMMUNITY SERVICES
SUMMARY

Budget Notes
FY 2015-16

- Continue to unfund one (1) Recreation Technician and one (1) Recreation Coordinator position
- Request funding for three (3) Office Technicians I at a cost of \$254,000 to replace a portion of the current part time temporary Office Assistants reducing part time temporary salaries by \$104,000. This will result in more consistent year round customer service. Adding full time regular positions to replace part time temporary shifts will reduce training requirements, reduce recruitment needs to continually hire and train seasonal office support. Regular full time Office Technician staff can provide better service to the customer and the Department by being able to build on assignments and training versus continual re-training. The Department will continue to use part time temporary/seasonal staff in seasonal programs to cover shifts on early mornings, evenings and weekends in the capacity of cashiers at the Pools and to assist seasonally during camp registration periods
- Establish two paid internship opportunities within the Department
- Fully fund the Department Director position
- Department General Fund subsidy increased from \$46.54 per capita to \$51.70 per capita
- Reductions
 - Reduction of Open Gym Badminton at Gale Ranch Middle School during the Summer of 2015 due to the School District closing of the school gymnasium for maintenance
 - Due to low participation over the past 5 years Dougherty Valley Aquatic Center will be closed on weekends in spring and fall. Dougherty Valley Aquatic Center will open weekend after school is dismissed and close the weekend after Labor Day

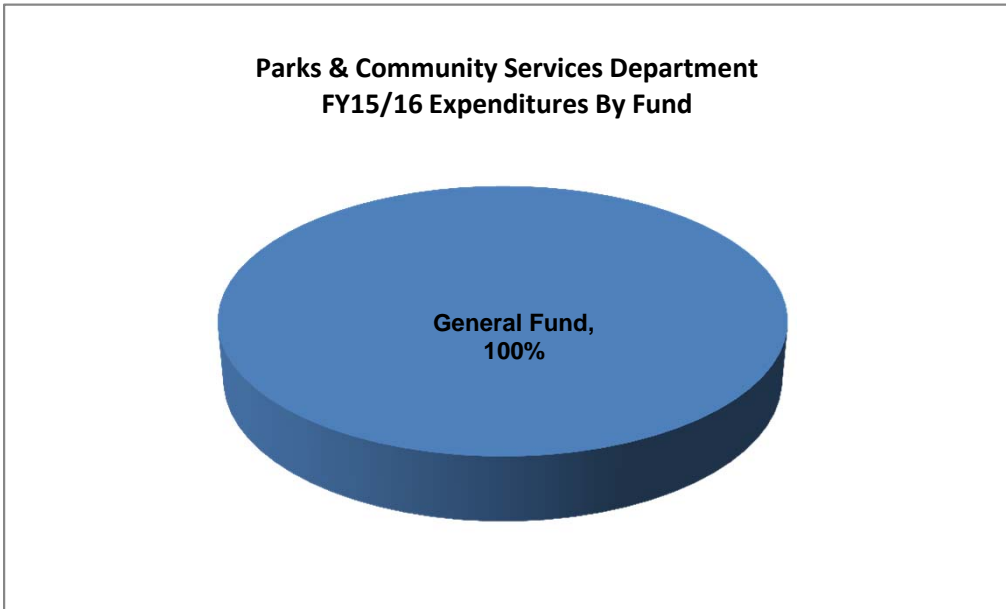
**CITY OF SAN RAMON
SUMMARY OF DEPARTMENTAL BUDGET
PARKS & COMMUNITY SERVICES**

Authorized Positions	11/12 Actual	12/13 Actual	13/14 Actual	14/15 Final	15/16 Adopted
Administrative Analyst	3.00	3.00	3.00	3.00	3.00
Administrative Coordinator	-	-	1.00	1.00	1.00
Division Manager	1.00	1.00	1.00	1.00	1.00
Maintenance Technician	1.00	1.00	1.00	1.00	1.00
Office Technician I/II	5.80	5.80	4.00	4.00	7.00
Parks & Community Services Director	1.00	1.00	1.00	1.00	1.00
Program Manager	6.00	6.00	4.00	3.00	3.00
Recreation Coordinator	5.80	5.80	7.00	6.00	6.00
Recreation Supervisor	3.00	3.00	4.00	5.00	5.00
Recreation Technician	7.00	7.00	5.80	7.00	7.00
Total Authorized Positions	33.60	33.60	31.80	32.00	35.00

**CITY OF SAN RAMON
SUMMARY OF DEPARTMENTAL BUDGET
PARKS & COMMUNITY SERVICES**

Expenditure Summary By Fund

<u>Description</u>	<u>11/12 Actual</u>	<u>12/13 Actual</u>	<u>13/14 Actual</u>	<u>14/15 Final</u>	<u>15/16 Adopted</u>
General Fund	\$ 7,275,890	\$ 7,546,558	\$ 7,687,618	\$ 8,433,211	\$ 9,120,486
Total	<u>\$ 7,275,890</u>	<u>\$ 7,546,558</u>	<u>\$ 7,687,618</u>	<u>\$ 8,433,211</u>	<u>\$ 9,120,486</u>



CITY OF SAN RAMON
SUMMARY OF DEPARTMENTAL BUDGET
PARKS & COMMUNITY SERVICES

Expenditure Summary By Division

Description	11/12 Actual	12/13 Actual	13/14 Actual	14/15 Final	15/16 Adopted
Parks & Community Services	\$ 7,275,890	\$ 7,546,558	\$ 7,687,618	\$ 8,433,211	\$ 9,120,486
Department Total	<u>\$ 7,275,890</u>	<u>\$ 7,546,558</u>	<u>\$ 7,687,618</u>	<u>\$ 8,433,211</u>	<u>\$ 9,120,486</u>

Expenditure Summary By Category

Description	11/12 Actual	12/13 Actual	13/14 Actual	14/15 Final	15/16 Adopted
Personnel Services	\$ 5,000,893	\$ 5,224,030	\$ 5,227,647	\$ 5,666,222	\$ 6,120,772
Contract Services	1,979,665	2,030,032	2,161,449	2,410,886	2,534,884
Materials and Supplies	218,859	223,438	220,165	264,405	289,685
Other Costs	76,473	69,058	78,357	91,698	175,145
Capital Purchases	-	-	-	-	-
Total Expenditures	<u>\$ 7,275,890</u>	<u>\$ 7,546,558</u>	<u>\$ 7,687,618</u>	<u>\$ 8,433,211</u>	<u>\$ 9,120,486</u>

Revenue Summary

Description	11/12 Actual	12/13 Actual	13/14 Actual	14/15 Final	15/16 Adopted
Total Department Revenue	<u>\$ 4,042,087</u>	<u>\$ 4,691,733</u>	<u>\$ 4,791,440</u>	<u>\$ 4,805,134</u>	<u>\$ 5,014,080</u>

CITY OF SAN RAMON
SUMMARY OF DEPARTMENTAL BUDGET
PARKS & COMMUNITY SERVICES

Program Summary

Description	Program Expenditures	Program Revenue	Net Program Cost
Administration	\$ 1,370,632	\$ 2,568	\$ 1,368,064
Aquatics	1,428,464	988,903	439,561
Facilities	1,035,114	687,972	347,142
Cultural Arts	234,497	132,341	102,156
Therapeutic & Youth Services	121,269	13,340	107,929
Youth Enrichment	822,498	736,744	85,754
Library	183,135	-	183,135
Theatre & Performing Arts	1,245,985	774,096	471,889
Adult & Senior Enrichment	468,050	163,237	304,813
Special Events	360,233	139,950	220,283
Sports - Adult	478,500	304,669	173,831
Sports - Youth	815,260	770,624	44,636
Youth Center	307,395	258,756	48,639
Historic Properties/Museums	249,454	40,880	208,574
 Program Totals	 <u>\$ 9,120,486</u>	 <u>\$ 5,014,080</u>	 <u>\$ 4,106,406</u>

NON-DEPARTMENTAL



This page intentionally left blank

City of San Ramon

NON-DEPARTMENTAL SUMMARY

The non-departmental budget summary includes items related to the City as a whole that cannot be easily allocated to various departments for equipment replacement, healthcare, insurance liability premiums, cablevision, and contingency appropriation.

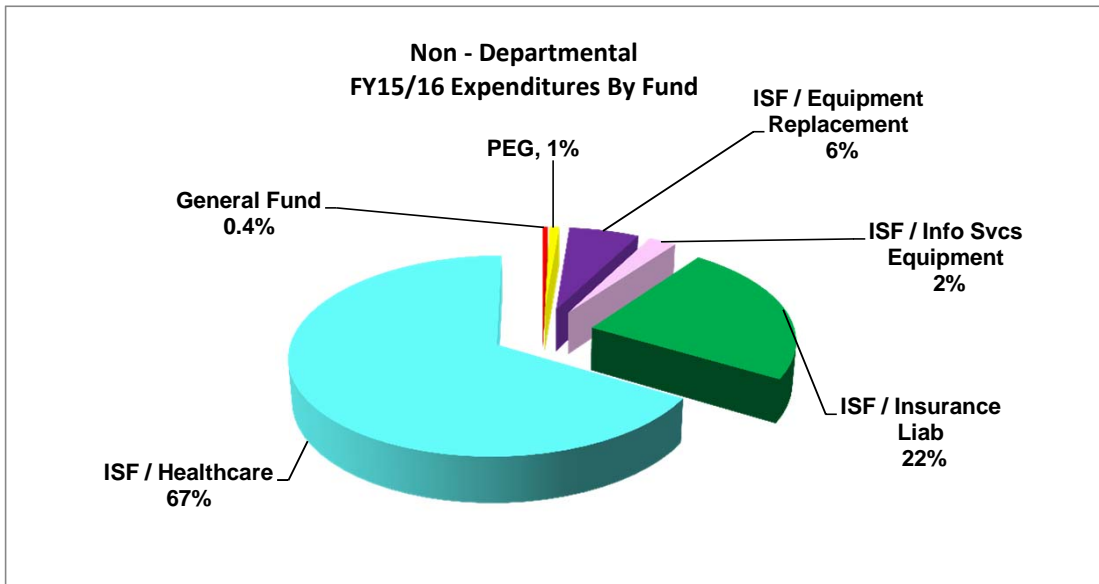


This page intentionally left blank

**CITY OF SAN RAMON
SUMMARY OF DEPARTMENTAL BUDGET
NON - DEPARTMENTAL**

Expenditure Summary By Fund

Description	11/12 Actual	12/13 Actual	13/14 Actual	14/15 Final	15/16 Adopted
General Fund	\$ 462,794	\$ 1,910	\$ -	\$ 50,000	\$ 50,000
Public Education & Government (PEG)	51,120	19,716	4,170	220,000	100,000
Internal Service Fund / Equipment Replacem	645,570	303,920	545,966	1,110,187	715,871
Internal Service Fund / Info Services Replac	44,682	114,969	131,655	227,150	282,864
Internal Service Fund / Insurance Liability	1,429,265	1,805,573	2,304,771	2,551,988	2,647,746
Internal Service Fund / Healthcare	6,659,000	7,248,322	9,152,287	7,287,398	7,531,878
Total	\$ 9,292,431	\$ 9,494,410	\$ 12,138,849	\$ 11,446,723	\$ 11,328,359



**CITY OF SAN RAMON
SUMMARY OF DEPARTMENTAL BUDGET
NON-DEPARTMENTAL**

Expenditure Summary By Category

Description	11/12 Actual	12/13 Actual	13/14 Actual	14/15 Final	15/16 Adopted
Personnel Services	\$ 347,796	\$ 450,088	\$ 688,297	\$ 398,694	\$ 405,264
Contract Services	129,619	203,884	124,213	315,000	175,000
Materials and Supplies	-	-	-	-	-
Other Costs	8,073,644	8,401,833	11,315,337	9,175,692	9,649,360
Capital Outlay	741,372	438,605	11,002	1,557,337	1,098,735
Total Expenditures	\$ 9,292,431	\$ 9,494,410	\$12,138,849	\$ 11,446,723	\$11,328,359

**CITY OF SAN RAMON
SUMMARY OF DEPARTMENTAL BUDGET
NON-DEPARTMENTAL**

Program Summary

Description	Program Expenditures	Program Revenue	Net Program Cost
Contingency Reserve	\$ 50,000	\$ -	\$ 50,000
Public Education & Government	100,000	-	100,000
Equipment Replacement	715,871	-	715,871
I/S Replacement	282,864	-	282,864
Insurance Liability	2,647,746	-	2,647,746
Healthcare	7,531,878	-	7,531,878
 Program Totals	 <u>\$ 11,328,359</u>	 <u>\$ -</u>	 <u>\$ 11,328,359</u>



This page intentionally left blank

SPECIAL FUNDS



This page intentionally left blank

City of San Ramon

SPECIAL FUNDS

Special Revenue Funds

Such as the Planning Cost Recovery Fund, Geographic Information System Fund, Development Mitigation Funds, Gas Tax Fund, Park Development Fund, SCCJEP A Fund, Street Maintenance Fund, Traffic Improvement Fund, and Tri-Valley Transportation Fund are used to account for revenue, which, by law or administrative action, is designed to finance particular projects and activities in the City's Capital Improvement Program.

The City also has several other special revenue funds such as the Public Education & Government (PEG) Fund, Landscaping and Lighting District 1984-1, Special Landscaping Zones (L&L), Special Assessment Funds, Canyon Park Fund, Village Center Common Area Fund, Dougherty Valley Fund, Solid Waste Fund, Non-Point Drainage/Stormwater Fund, Street Smarts Fund and TDM Program Fund. These funds are funded by special assessments collected annually and/or fees to pay for specific operating programs.

Debt Service Fund

These are accounts for the accumulation of resources for payment of principal and interest on the City's general long-term debt obligations.

Internal Service Fund

These are accounts for capital equipment purchases, building maintenance, insurance and benefit liability, and the investment management.



This page intentionally left blank

**CITY OF SAN RAMON
SPECIAL REVENUE FUNDS
REVENUE - EXPENDITURE - FUND BALANCE**

		Planning Cost Recovery Fund
<hr/>		
PROJECTED FUND BALANCES AT JULY 1, 2015	\$	974,167
<u>PROJECTED REVENUES</u>		
Assessments		-
Intergovernmental		-
Licenses and Permits		-
Charges for Services		228,000
Interest Revenue		-
Development Fees		-
Miscellaneous Revenue		-
Total Revenues		<u>228,000</u>
Transfers In		<u>-</u>
TOTAL SOURCES OF FUND		<u>228,000</u>
<u>PROJECTED EXPENDITURES</u>		
Non-Departmental		-
Planning/Community Development		43,002
Police Services		-
Engineering Services		-
Public Services		-
Total Expenditures		<u>43,002</u>
Transfers Out		
General Fund		-
Capital Projects Fund		-
Debt Service		-
Other		-
Total Transfers Out		<u>-</u>
TOTAL USES OF FUND		<u>43,002</u>
NET INCREASE (DECREASE) IN FUND BALANCES		184,998
PROJECTED FUND BALANCE AT JUNE 30, 2016	\$	<u><u>1,159,165</u></u>

**CITY OF SAN RAMON
SPECIAL REVENUE FUNDS
REVENUE - EXPENDITURE - FUND BALANCE**

**Geographic
Information
System
Fund**

PROJECTED FUND BALANCES AT JULY 1, 2015	\$	80,422
<u>PROJECTED REVENUES</u>		
Assessments		-
Intergovernmental		-
Licenses and Permits		-
Charges for Services		-
Interest Revenue		-
Development Fees		55,500
Miscellaneous Revenue		-
Total Revenues		<u>55,500</u>
Transfers In		<u>-</u>
TOTAL SOURCES OF FUND		<u>55,500</u>
<u>PROJECTED EXPENDITURES</u>		
Non-Departmental		-
Planning/Community Development		-
Police Services		-
Engineering Services		-
Public Services		-
Total Expenditures		<u>-</u>
Transfers Out		
General Fund		-
Capital Projects Fund		22,000
Debt Service		-
Other		-
Total Transfers Out		<u>22,000</u>
TOTAL USES OF FUND		<u>22,000</u>
NET INCREASE (DECREASE) IN FUND BALANCES		33,500
PROJECTED FUND BALANCE AT JUNE 30, 2016	\$	<u>113,922</u>

**CITY OF SAN RAMON
SPECIAL REVENUE FUNDS
REVENUE - EXPENDITURE - FUND BALANCE**

	Development Mitigation Funds
PROJECTED FUND BALANCES AT JULY 1, 2015	\$ 284,584
<u>PROJECTED REVENUES</u>	
Assessments	-
Intergovernmental	-
Licenses and Permits	-
Charges for Services	-
Interest Revenue	-
Development Fees	233,687
Miscellaneous Revenue	-
Total Revenues	233,687
Transfers In	-
TOTAL SOURCES OF FUND	233,687
<u>PROJECTED EXPENDITURES</u>	
Non-Departmental	-
Planning/Community Development	-
Police Services	-
Engineering Services	-
Public Services	-
Total Expenditures	-
Transfers Out	
General Fund	-
Capital Projects Fund	106,266
Debt Service	-
Other	-
Total Transfers Out	106,266
TOTAL USES OF FUND	106,266
NET INCREASE (DECREASE) IN FUND BALANCES	127,421
PROJECTED FUND BALANCE AT JUNE 30, 2016	\$ 412,005

**CITY OF SAN RAMON
SPECIAL REVENUE FUNDS
REVENUE - EXPENDITURE - FUND BALANCE**

	Gas Tax Fund
PROJECTED FUND BALANCES AT JULY 1, 2015	\$ 1,157,571
<u>PROJECTED REVENUES</u>	
Assessments	-
Intergovernmental	1,671,302
Licenses and Permits	-
Charges for Services	-
Interest Revenue	-
Development Fees	-
Miscellaneous Revenue	-
Total Revenues	1,671,302
Transfers In	-
TOTAL SOURCES OF FUND	1,671,302
<u>PROJECTED EXPENDITURES</u>	
Non-Departmental	-
Planning/Community Development	-
Police Services	-
Engineering Services	-
Public Services	-
Total Expenditures	-
Transfers Out	
General Fund	300,000
Capital Projects Fund	2,479,758
Debt Service	-
Other	-
Total Transfers Out	2,779,758
TOTAL USES OF FUND	2,779,758
NET INCREASE (DECREASE) IN FUND BALANCES	(1,108,456)
PROJECTED FUND BALANCE AT JUNE 30, 2016	\$ 49,115

**CITY OF SAN RAMON
SPECIAL REVENUE FUNDS
REVENUE - EXPENDITURE - FUND BALANCE**

	Park Development Fund
PROJECTED FUND BALANCES AT JULY 1, 2015	\$ 1,511,876
<u>PROJECTED REVENUES</u>	
Assessments	-
Intergovernmental	-
Licenses and Permits	-
Charges for Services	-
Interest Revenue	-
Development Fees	456,000
Miscellaneous Revenue	-
Total Revenues	456,000
Transfers In	-
TOTAL SOURCES OF FUND	456,000
<u>PROJECTED EXPENDITURES</u>	
Non-Departmental	-
Planning/Community Development	-
Police Services	-
Engineering Services	-
Public Services	-
Total Expenditures	-
Transfers Out	
General Fund	-
Capital Projects Fund	849,018
Debt Service	-
Other	-
Total Transfers Out	849,018
TOTAL USES OF FUND	849,018
NET INCREASE (DECREASE) IN FUND BALANCES	(393,018)
PROJECTED FUND BALANCE AT JUNE 30, 2016	\$ 1,118,858

**CITY OF SAN RAMON
SPECIAL REVENUE FUNDS
REVENUE - EXPENDITURE - FUND BALANCE**

		SCCJEP Fund
<hr/>		
PROJECTED FUND BALANCES AT JULY 1, 2015	\$	6,942,824
<u>PROJECTED REVENUES</u>		
Assessments		-
Intergovernmental		-
Licenses and Permits		-
Charges for Services		-
Interest Revenue		-
Development Fees		1,184,842
Miscellaneous Revenue		-
Total Revenues		<u>1,184,842</u>
Transfers In		<u>-</u>
TOTAL SOURCES OF FUND		<u>1,184,842</u>
<u>PROJECTED EXPENDITURES</u>		
Non-Departmental		-
Planning/Community Development		-
Police Services		-
Engineering Services		-
Public Services		-
Total Expenditures		<u>-</u>
Transfers Out		
General Fund		-
Capital Projects Fund		3,016,286
Debt Service		-
Other		-
Total Transfers Out		<u>3,016,286</u>
TOTAL USES OF FUND		<u>3,016,286</u>
NET INCREASE (DECREASE) IN FUND BALANCES		(1,831,444)
PROJECTED FUND BALANCE AT JUNE 30, 2016	\$	<u><u>5,111,380</u></u>

**CITY OF SAN RAMON
SPECIAL REVENUE FUNDS
REVENUE - EXPENDITURE - FUND BALANCE**

		Street Maintenance Fund
<hr/>		
PROJECTED FUND BALANCES AT JULY 1, 2015	\$	364,653
<u>PROJECTED REVENUES</u>		
Assessments		-
Intergovernmental		2,751,562
Licenses and Permits		-
Charges for Services		-
Interest Revenue		-
Development Fees		-
Miscellaneous Revenue		-
Total Revenues		<u>2,751,562</u>
Transfers In		<u>-</u>
TOTAL SOURCES OF FUND		<u>2,751,562</u>
<u>PROJECTED EXPENDITURES</u>		
Non-Departmental		-
Planning/Community Development		-
Police Services		-
Engineering Services		-
Public Services		-
Total Expenditures		<u>-</u>
Transfers Out		
General Fund		-
Capital Projects Fund		3,014,613
Debt Service		-
Other		-
Total Transfers Out		<u>3,014,613</u>
TOTAL USES OF FUND		<u>3,014,613</u>
NET INCREASE (DECREASE) IN FUND BALANCES		(263,051)
PROJECTED FUND BALANCE AT JUNE 30, 2016	\$	<u>101,602</u>

**CITY OF SAN RAMON
SPECIAL REVENUE FUNDS
REVENUE - EXPENDITURE - FUND BALANCE**

		Traffic Improvement Fund
<hr/>		
PROJECTED FUND BALANCES AT JULY 1, 2015	\$	16,115
<u>PROJECTED REVENUES</u>		
Assessments		-
Intergovernmental		-
Licenses and Permits		-
Charges for Services		-
Interest Revenue		-
Development Fees		64,094
Miscellaneous Revenue		-
Total Revenues		<u>64,094</u>
Transfers In		<u>-</u>
TOTAL SOURCES OF FUND		<u>64,094</u>
<u>PROJECTED EXPENDITURES</u>		
Non-Departmental		-
Planning/Community Development		-
Police Services		-
Engineering Services		-
Public Services		-
Total Expenditures		<u>-</u>
Transfers Out		
General Fund		-
Capital Projects Fund		103,691
Debt Service		-
Other		-
Total Transfers Out		<u>103,691</u>
TOTAL USES OF FUND		<u>103,691</u>
NET INCREASE (DECREASE) IN FUND BALANCES		(39,597)
PROJECTED FUND BALANCE AT JUNE 30, 2016	\$	<u>(23,482)</u>

**CITY OF SAN RAMON
SPECIAL REVENUE FUNDS
REVENUE - EXPENDITURE - FUND BALANCE**

		Tri-Valley Transportation Fund
PROJECTED FUND BALANCES AT JULY 1, 2015	\$	74,534
<u>PROJECTED REVENUES</u>		
Assessments		-
Intergovernmental		-
Licenses and Permits		-
Charges for Services		-
Interest Revenue		-
Development Fees		17,393
Miscellaneous Revenue		-
Total Revenues		<u>17,393</u>
Transfers In		<u>-</u>
TOTAL SOURCES OF FUND		<u>17,393</u>
<u>PROJECTED EXPENDITURES</u>		
Non-Departmental		-
Planning/Community Development		-
Police Services		-
Engineering Services		-
Public Services		-
Total Expenditures		<u>-</u>
Transfers Out		-
General Fund		-
Capital Projects Fund		-
Debt Service		-
Other		-
Total Transfers Out		<u>-</u>
TOTAL USES OF FUND		<u>-</u>
NET INCREASE (DECREASE) IN FUND BALANCES		<u>17,393</u>
PROJECTED FUND BALANCE AT JUNE 30, 2016	\$	<u>91,927</u>

**CITY OF SAN RAMON
SPECIAL REVENUE FUNDS
REVENUE - EXPENDITURE - FUND BALANCE**

		Pub Educ & Govt (PEG) Fund
<hr/>		
PROJECTED FUND BALANCES AT JULY 1, 2015	\$	447,866
<u>PROJECTED REVENUES</u>		
Assessments		-
Intergovernmental		240,000
Licenses and Permits		-
Charges for Services		-
Interest Revenue		-
Development Fees		-
Miscellaneous Revenue		-
Total Revenues		<u>240,000</u>
Transfers In		<u>-</u>
TOTAL SOURCES OF FUND		<u>240,000</u>
<u>PROJECTED EXPENDITURES</u>		
Non-Departmental		100,000
Planning/Community Development		-
Police Services		-
Engineering Services		-
Public Services		-
Total Expenditures		<u>100,000</u>
Transfers Out		
General Fund		-
Capital Projects Fund		475,000
Debt Service		-
Other		-
Total Transfers Out		<u>475,000</u>
TOTAL USES OF FUND		<u>575,000</u>
NET INCREASE (DECREASE) IN FUND BALANCES		(335,000)
PROJECTED FUND BALANCE AT JUNE 30, 2016	\$	<u><u>112,866</u></u>

**CITY OF SAN RAMON
SPECIAL REVENUE FUNDS
REVENUE - EXPENDITURE - FUND BALANCE**

		Citywide Landscaping Fund
<hr/>		
PROJECTED FUND BALANCES AT JULY 1, 2015	\$	429,512
<u>PROJECTED REVENUES</u>		
Assessments		1,544,711
Intergovernmental		7,500
Licenses and Permits		-
Charges for Services		-
Interest Revenue		-
Development Fees		-
Miscellaneous Revenue		-
Total Revenues		<u>1,552,211</u>
Transfers In		<u>-</u>
TOTAL SOURCES OF FUND		<u>1,552,211</u>
<u>PROJECTED EXPENDITURES</u>		
Non-Departmental		-
Planning/Community Development		-
Police Services		-
Engineering Services		2,369
Public Services		1,190,352
Total Expenditures		<u>1,192,721</u>
Transfers Out		
General Fund		166,305
Capital Projects Fund		82,700
Debt Service		-
Other		377,586
Total Transfers Out		<u>626,591</u>
TOTAL USES OF FUND		<u>1,819,312</u>
NET INCREASE (DECREASE) IN FUND BALANCES		(267,101)
PROJECTED FUND BALANCE AT JUNE 30, 2016	\$	<u>162,411</u>

**CITY OF SAN RAMON
SPECIAL REVENUE FUNDS
REVENUE - EXPENDITURE - FUND BALANCE**

		Citywide Lighting Fund
PROJECTED FUND BALANCES AT JULY 1, 2015	\$	637,569
<u>PROJECTED REVENUES</u>		
Assessments		767,723
Intergovernmental		-
Licenses and Permits		-
Charges for Services		-
Interest Revenue		-
Development Fees		-
Miscellaneous Revenue		-
Total Revenues		<u>767,723</u>
Transfers In		<u>-</u>
TOTAL SOURCES OF FUND		<u>767,723</u>
<u>PROJECTED EXPENDITURES</u>		
Non-Departmental		-
Planning/Community Development		-
Police Services		-
Engineering Services		-
Public Services		518,233
Total Expenditures		<u>518,233</u>
Transfers Out		
General Fund		67,173
Capital Projects Fund		106,095
Debt Service		54,443
Other		-
Total Transfers Out		<u>227,711</u>
TOTAL USES OF FUND		<u>745,944</u>
NET INCREASE (DECREASE) IN FUND BALANCES		21,779
PROJECTED FUND BALANCE AT JUNE 30, 2016	\$	<u><u>659,348</u></u>

**CITY OF SAN RAMON
SPECIAL REVENUE FUNDS
REVENUE - EXPENDITURE - FUND BALANCE**

	Special Assessment Funds
PROJECTED FUND BALANCES AT JULY 1, 2015	\$ 2,029,389
<u>PROJECTED REVENUES</u>	
Assessments	1,208,440
Intergovernmental	-
Licenses and Permits	-
Charges for Services	-
Interest Revenue	-
Development Fees	-
Miscellaneous Revenue	-
Total Revenues	<u>1,208,440</u>
Transfers In	<u>377,586</u>
TOTAL SOURCES OF FUND	<u>1,586,026</u>
<u>PROJECTED EXPENDITURES</u>	
Non-Departmental	-
Planning/Community Development	-
Police Services	-
Engineering Services	-
Public Services	1,519,496
Total Expenditures	<u>1,519,496</u>
Transfers Out	
General Fund	213,155
Capital Projects Fund	-
Debt Service	-
Other	-
Total Transfers Out	<u>213,155</u>
TOTAL USES OF FUND	<u>1,732,651</u>
NET INCREASE (DECREASE) IN FUND BALANCES	(146,625)
PROJECTED FUND BALANCE AT JUNE 30, 2016	<u><u>\$ 1,882,764</u></u>

**CITY OF SAN RAMON
SPECIAL REVENUE FUNDS
REVENUE - EXPENDITURE - FUND BALANCE**

		Canyon Park Fund
<hr/>		
PROJECTED FUND BALANCES AT JULY 1, 2015	\$	219,872
<u>PROJECTED REVENUES</u>		
Assessments		10,990
Intergovernmental		-
Licenses and Permits		-
Charges for Services		-
Interest Revenue		-
Development Fees		-
Miscellaneous Revenue		-
Total Revenues		<u>10,990</u>
Transfers In		<u>-</u>
TOTAL SOURCES OF FUND		<u>10,990</u>
<u>PROJECTED EXPENDITURES</u>		
Non-Departmental		-
Planning/Community Development		-
Police Services		-
Engineering Services		17,703
Public Services		-
Total Expenditures		<u>17,703</u>
Transfers Out		
General Fund		2,517
Capital Projects Fund		-
Debt Service		-
Other		-
Total Transfers Out		<u>2,517</u>
TOTAL USES OF FUND		<u>20,220</u>
NET INCREASE (DECREASE) IN FUND BALANCES		(9,230)
PROJECTED FUND BALANCE AT JUNE 30, 2016	\$	<u><u>210,642</u></u>

**CITY OF SAN RAMON
SPECIAL REVENUE FUNDS
REVENUE - EXPENDITURE - FUND BALANCE**

		Village Center Common Area Fund
<hr/>		
PROJECTED FUND BALANCES AT JULY 1, 2015	\$	36,970
<u>PROJECTED REVENUES</u>		
Assessments		-
Intergovernmental		-
Licenses and Permits		-
Charges for Services		-
Interest Revenue		-
Development Fees		-
Miscellaneous Revenue		6,187
Total Revenues		<u>6,187</u>
Transfers In		<u>4,073</u>
TOTAL SOURCES OF FUND		<u>10,260</u>
<u>PROJECTED EXPENDITURES</u>		
Non-Departmental		-
Planning/Community Development		-
Police Services		-
Engineering Services		-
Public Services		10,260
Total Expenditures		<u>10,260</u>
Transfers Out		
General Fund		-
Capital Projects Fund		-
Debt Service		-
Other		-
Total Transfers Out		<u>-</u>
TOTAL USES OF FUND		<u>10,260</u>
NET INCREASE (DECREASE) IN FUND BALANCES		<u>-</u>
PROJECTED FUND BALANCE AT JUNE 30, 2016	\$	<u><u>36,970</u></u>

**CITY OF SAN RAMON
SPECIAL REVENUE FUNDS
REVENUE - EXPENDITURE - FUND BALANCE**

	Dougherty Valley Fund
PROJECTED FUND BALANCES AT JULY 1, 2015	\$ 3,793,954
<u>PROJECTED REVENUES</u>	
Assessments	-
Intergovernmental	14,667,947
Licenses and Permits	-
Charges for Services	-
Interest Revenue	-
Development Fees	-
Miscellaneous Revenue	171,000
Total Revenues	<u>14,838,947</u>
Transfers In	<u>2,000,000</u>
TOTAL SOURCES OF FUND	<u>16,838,947</u>
<u>PROJECTED EXPENDITURES</u>	
Non-Departmental	-
Planning/Community Development	-
Police Services	6,890,915
Engineering Services	-
Public Services	10,404,569
Total Expenditures	<u>17,295,484</u>
Transfers Out	
General Fund	-
Capital Projects Fund	95,000
Debt Service	177,529
Other	-
Total Transfers Out	<u>272,529</u>
TOTAL USES OF FUND	<u>17,568,013</u>
NET INCREASE (DECREASE) IN FUND BALANCES	(729,066)
PROJECTED FUND BALANCE AT JUNE 30, 2016	<u><u>\$ 3,064,888</u></u>

**CITY OF SAN RAMON
SPECIAL REVENUE FUNDS
REVENUE - EXPENDITURE - FUND BALANCE**

		Solid Waste Fund
<hr/>		
PROJECTED FUND BALANCES AT JULY 1, 2015	\$	93,073
<u>PROJECTED REVENUES</u>		
Assessments		-
Intergovernmental		20,000
Licenses and Permits		-
Charges for Services		-
Interest Revenue		-
Development Fees		-
Miscellaneous Revenue		165,000
Total Revenues		<u>185,000</u>
Transfers In		<u> </u>
TOTAL SOURCES OF FUND		<u>185,000</u>
<u>PROJECTED EXPENDITURES</u>		
Non-Departmental		-
Planning/Community Development		-
Police Services		-
Engineering Services		-
Public Services		212,655
Total Expenditures		<u>212,655</u>
Transfers Out		
General Fund		-
Capital Projects Fund		-
Debt Service		-
Other		-
Total Transfers Out		<u> </u>
TOTAL USES OF FUND		<u>212,655</u>
NET INCREASE (DECREASE) IN FUND BALANCES		(27,655)
PROJECTED FUND BALANCE AT JUNE 30, 2016	\$	<u>65,418</u>

**CITY OF SAN RAMON
SPECIAL REVENUE FUNDS
REVENUE - EXPENDITURE - FUND BALANCE**

**Non-Point
Drainage
Fund
(Stormwater)**

PROJECTED FUND BALANCES AT JULY 1, 2015

\$ -

PROJECTED REVENUES

Assessments	1,155,733
Intergovernmental	-
Licenses and Permits	-
Charges for Services	-
Interest Revenue	-
Development Fees	-
Miscellaneous Revenue	-
Total Revenues	1,155,733

Transfers In

TOTAL SOURCES OF FUND

1,155,733

PROJECTED EXPENDITURES

Non-Departmental	-
Planning/Community Development	-
Police Services	-
Engineering Services	551,926
Public Services	571,482
Total Expenditures	1,123,408

Transfers Out

General Fund	32,325
Capital Projects Fund	-
Debt Service	-
Other	-
Total Transfers Out	32,325

TOTAL USES OF FUND

1,155,733

NET INCREASE (DECREASE) IN FUND BALANCES

-

PROJECTED FUND BALANCE AT JUNE 30, 2016

\$ -

**CITY OF SAN RAMON
SPECIAL REVENUE FUNDS
REVENUE - EXPENDITURE - FUND BALANCE**

	Street Smarts Fund
PROJECTED FUND BALANCES AT JULY 1, 2015	\$ 165,858
<u>PROJECTED REVENUES</u>	
Assessments	-
Intergovernmental	200,200
Licenses and Permits	-
Charges for Services	-
Interest Revenue	-
Development Fees	-
Miscellaneous Revenue	39,500
Total Revenues	<u>239,700</u>
Transfers In	<u>35,000</u>
TOTAL SOURCES OF FUND	<u>274,700</u>
<u>PROJECTED EXPENDITURES</u>	
Non-Departmental	-
Planning/Community Development	239,700
Police Services	-
Engineering Services	-
Public Services	-
Total Expenditures	<u>239,700</u>
Transfers Out	
General Fund	-
Capital Projects Fund	-
Debt Service	-
Other	-
Total Transfers Out	<u>-</u>
TOTAL USES OF FUND	<u>239,700</u>
NET INCREASE (DECREASE) IN FUND BALANCES	35,000
PROJECTED FUND BALANCE AT JUNE 30, 2016	<u><u>\$ 200,858</u></u>

**CITY OF SAN RAMON
SPECIAL REVENUE FUNDS
REVENUE - EXPENDITURE - FUND BALANCE**

	TDM Programs Fund
PROJECTED FUND BALANCES AT JULY 1, 2015	\$ -
<u>PROJECTED REVENUES</u>	
Assessments	-
Intergovernmental	616,075
Licenses and Permits	-
Charges for Services	-
Interest Revenue	-
Development Fees	-
Miscellaneous Revenue	-
Total Revenues	616,075
Transfers In	-
TOTAL SOURCES OF FUND	616,075
<u>PROJECTED EXPENDITURES</u>	
Non-Departmental	-
Planning/Community Development	616,075
Police Services	-
Engineering Services	-
Public Services	-
Total Expenditures	616,075
Transfers Out	-
General Fund	-
Capital Projects Fund	-
Debt Service	-
Other	-
Total Transfers Out	-
TOTAL USES OF FUND	616,075
NET INCREASE (DECREASE) IN FUND BALANCES	-
PROJECTED FUND BALANCE AT JUNE 30, 2016	\$ -

**CITY OF SAN RAMON
SPECIAL REVENUE FUNDS
REVENUE - EXPENDITURE - FUND BALANCE**

		Total All Special Revenue Funds
<hr/>		
PROJECTED FUND BALANCES AT JULY 1, 2015	\$	19,260,809
<u>PROJECTED REVENUES</u>		
Assessments		4,687,597
Intergovernmental		20,174,586
Licenses and Permits		-
Charges for Services		228,000
Interest Revenue		-
Development Fees		2,011,516
Miscellaneous Revenue		381,687
Total Revenues		<u>27,483,386</u>
Transfers In		<u>2,416,659</u>
TOTAL SOURCES OF FUND		<u>29,900,045</u>
<u>PROJECTED EXPENDITURES</u>		
Non-Departmental		100,000
Planning/Community Development		898,777
Police Services		6,890,915
Engineering Services		571,998
Public Services		14,427,047
Total Expenditures		<u>22,888,737</u>
Transfers Out		
General Fund		781,475
Capital Projects Fund		10,350,427
Debt Service		231,972
Other		377,586
Total Transfers Out		<u>11,741,460</u>
TOTAL USES OF FUND		<u>34,630,197</u>
NET INCREASE (DECREASE) IN FUND BALANCES		(4,730,152)
PROJECTED FUND BALANCE AT JUNE 30, 2016	\$	<u><u>14,530,657</u></u>



This page intentionally left blank

**CITY OF SAN RAMON
DEBT SERVICE FUNDS
REVENUE - EXPENDITURE - FUND BALANCE**

**COP #11
2003**

PROJECTED FUND BALANCES AT JULY 1, 2015	\$ 1,359,045
 <u>PROJECTED REVENUES</u>	
PERS charges	-
Total Revenues	<u>-</u>
 Transfers In	 236,923
 TOTAL SOURCES OF FUND	 <u>236,923</u>
 <u>PROJECTED EXPENDITURES</u>	
Principal	205,000
Interest	27,423
Debt Service Fees	4,500
Total Expenditures	<u>236,923</u>
 Transfers Out	 <u>-</u>
 TOTAL USES OF FUND	 <u>236,923</u>
 NET INCREASE (DECREASE) IN FUND BALANCES	 <u>-</u>
 PROJECTED FUND BALANCE AT JUNE 30, 2016	 <u><u>\$ 1,359,045</u></u>

**CITY OF SAN RAMON
DEBT SERVICE FUNDS
REVENUE - EXPENDITURE - FUND BALANCE**

**COP #12
2011**

PROJECTED FUND BALANCES AT JULY 1, 2015	\$ 13,655,497
<u>PROJECTED REVENUES</u>	
PERS charges	-
Total Revenues	<u>-</u>
Transfers In	<u>1,580,300</u>
TOTAL SOURCES OF FUND	<u>1,580,300</u>
<u>PROJECTED EXPENDITURES</u>	
Principal	1,230,000
Interest	346,300
Debt Service Fees	4,000
Total Expenditures	<u>1,580,300</u>
Transfers Out	<u>-</u>
TOTAL USES OF FUND	<u>1,580,300</u>
NET INCREASE (DECREASE) IN FUND BALANCES	<u>-</u>
PROJECTED FUND BALANCE AT JUNE 30, 2016	<u><u>\$ 13,655,497</u></u>

**CITY OF SAN RAMON
DEBT SERVICE FUNDS
REVENUE - EXPENDITURE - FUND BALANCE**

	POB 2010
PROJECTED FUND BALANCES AT JULY 1, 2015	\$ 195,870
<u>PROJECTED REVENUES</u>	
PERS charges	1,315,233
Total Revenues	<u>1,315,233</u>
 Transfers In	 <u>1,315,233</u>
 TOTAL SOURCES OF FUND	 <u>2,630,466</u>
<u>PROJECTED EXPENDITURES</u>	
Principal	255,000
Interest	1,060,233
Debt Service Fees	6,150
Total Expenditures	<u>1,321,383</u>
 Transfers Out	 <u>1,315,233</u>
 TOTAL USES OF FUND	 <u>2,636,616</u>
 NET INCREASE (DECREASE) IN FUND BALANCES	 (6,150)
 PROJECTED FUND BALANCE AT JUNE 30, 2016	 <u><u>\$ 189,720</u></u>

**CITY OF SAN RAMON
DEBT SERVICE FUNDS
REVENUE - EXPENDITURE - FUND BALANCE**

**LED LIGHTS
2012**

PROJECTED FUND BALANCES AT JULY 1, 2015	\$	-
<u>PROJECTED REVENUES</u>		
PERS charges		-
Total Revenues		<u>-</u>
Transfers In		<u>236,706</u>
TOTAL SOURCES OF FUND		<u>236,706</u>
<u>PROJECTED EXPENDITURES</u>		
Principal		185,115
Interest		51,591
Debt Service Fees		-
Total Expenditures		<u>236,706</u>
Transfers Out		<u>-</u>
TOTAL USES OF FUND		<u>236,706</u>
NET INCREASE (DECREASE) IN FUND BALANCES		<u>-</u>
PROJECTED FUND BALANCE AT JUNE 30, 2016	\$	<u><u>-</u></u>

**CITY OF SAN RAMON
DEBT SERVICE FUNDS
REVENUE - EXPENDITURE - FUND BALANCE**

	TOTAL CITY DEBT
PROJECTED FUND BALANCES AT JULY 1, 2015	\$ 15,210,412
<u>PROJECTED REVENUES</u>	
PERS charges	1,315,233
Total Revenues	<u>1,315,233</u>
 Transfers In	 <u>3,369,162</u>
 TOTAL SOURCES OF FUND	 <u>4,684,395</u>
<u>PROJECTED EXPENDITURES</u>	
Principal	1,875,115
Interest	1,485,547
Debt Service Fees	14,650
Total Expenditures	<u>3,375,312</u>
 Transfers Out	 <u>1,315,233</u>
 TOTAL USES OF FUND	 <u>4,690,545</u>
 NET INCREASE (DECREASE) IN FUND BALANCES	 (6,150)
 PROJECTED FUND BALANCE AT JUNE 30, 2016	 <u><u>\$ 15,204,262</u></u>



This page intentionally left blank

**City of San Ramon
Debt Service Summary and Payment Schedule**

	2003 COP NO.11 (\$2,580,000)	2010 POB (\$17,650,000)	2011 COP NO. 12 (\$11,585,000)	2012 LED LIGHTS (\$2,687,302)	TOTAL
<u>CURRENT YEAR SUMMARY</u>					
Principal Outstanding as of 07/01/15	635,000	16,775,000	9,335,000	2,261,973	29,006,973
Reduction in Principal Balance	205,000	255,000	1,230,000	185,115	1,875,115
Interest Due	27,423	1,060,233	346,300	51,591	1,485,547
Total Payment Due	232,423	1,315,233	1,576,300	236,706	3,360,662
Principal Outstanding as of 06/30/16	430,000	16,520,000	8,105,000	2,076,858	27,131,858

LEASE PAYMENT/DEBT SERVICE SCHEDULE

FISCAL YEAR					
2015 - 16	232,423	1,315,233	1,576,300	236,706	3,360,662
2016 - 17	228,710	1,350,912	1,575,550	244,629	3,399,801
2017 - 18	229,680	1,383,783	1,579,050	252,790	3,445,303
2018 - 19	-	1,393,846	1,572,250	261,196	3,227,292
2019 - 20	-	1,392,225	1,570,250	269,854	3,232,329
2020 - 21	-	1,394,480	1,571,075	278,773	3,244,328
2021 - 22	-	1,391,960	495,150	287,959	2,175,069
2022 - 23	-	1,392,840	493,650	297,420	2,183,910
2023 - 24	-	1,391,800	491,150	307,165	2,190,115
2024 - 25	-	1,393,840	-	129,698	1,523,538
2025 - 26	-	1,393,640	-	-	1,393,640
2026 - 27	-	1,391,200	-	-	1,391,200
2027 - 28	-	1,391,520	-	-	1,391,520
2028 - 29	-	1,394,280	-	-	1,394,280
2029 - 30	-	1,394,160	-	-	1,394,160
2030 - 31	-	1,396,160	-	-	1,396,160
2031 - 32	-	1,394,960	-	-	1,394,960
2032 - 33	-	1,395,560	-	-	1,395,560
2033 - 34	-	1,392,640	-	-	1,392,640
2034 - 35	-	1,391,200	-	-	1,391,200
2035 - 36	-	1,390,920	-	-	1,390,920
2036 - 37	-	1,391,480	-	-	1,391,480
2037 - 38	-	1,392,560	-	-	1,392,560
2038 - 39	-	1,393,840	-	-	1,393,840
	690,813	33,305,039	10,924,425	2,566,190	47,486,467

**City of San Ramon
Debt Service Summary**

Description	Maturity Date	Amount of Original Issue	Outstanding		
			Principal	Interest	Total
2003 COPS - Refunding Issue of 1993 Certificate of Participation for expansion of City offices, design and construction of the Senior Center and Service Center and the completion of park improvements throughout the City.	03/01/18	2,580,000	635,000	55,813	690,813
2010 Pension Obligation Bonds (POB) - Refinancing of unfunded CALPERS pension obligation	02/01/39	17,650,000	16,775,000	16,530,039	33,305,039
2011 COPS - Refunding Issue of 1996 and 2001 Certificate of Participation which were for Central Park North Expansion, expansion of City offices, San Ramon Library and Central Park, Crow Canyon interchange improvements, and to purchase City offices.	03/01/24	11,585,000	9,335,000	1,589,425	10,924,425
LED LIGHTS - Funding for Phase 2 of the LED Streetlight Conversion Services Project. (CIP 5499)	06/28/12	2,687,302	2,261,973	304,217	2,566,190
Total		\$ 34,502,302	\$ 29,006,973	\$ 18,479,494	\$ 47,486,467

**CITY OF SAN RAMON
INTERNAL SERVICE FUNDS
REVENUE - EXPENDITURE - FUND BALANCE**

	Investments
PROJECTED FUND BALANCES AT JULY 1, 2015	\$ -
<u>PROJECTED REVENUES</u>	
Intergovernmental	51,309
Charges for Services	-
Interest Revenue	-
Equipment Replacement Charges	-
Retiree Health Charges	-
Healthcare Charges	-
Insurance Liability Charges	-
Total Revenues	51,309
Transfers In	-
TOTAL SOURCES OF FUND	51,309
<u>PROJECTED EXPENDITURES</u>	
Equipment	-
Vehicle	-
Insurance	-
Healthcare	-
Administrative Services	51,309
Total Expenditures	51,309
Transfers Out	
Misc Transfers out	-
CIP	-
Total Transfers Out	-
TOTAL USES OF FUND	51,309
NET INCREASE (DECREASE) IN FUND BALANCES	-
PROJECTED FUND BALANCE AT JUNE 30, 2016	\$ -

**CITY OF SAN RAMON
INTERNAL SERVICE FUNDS
REVENUE - EXPENDITURE - FUND BALANCE**

	Vehicle & Equipment Replacement
PROJECTED FUND BALANCES AT JULY 1, 2015	\$ 2,749,074
<u>PROJECTED REVENUES</u>	
Intergovernmental	-
Charges for Services	-
Interest Revenue	-
Equipment Replacement Charges	829,293
Retiree Health Charges	-
Healthcare Charges	-
Insurance Liability Charges	-
Total Revenues	<u>829,293</u>
Transfers In	<u>-</u>
TOTAL SOURCES OF FUND	<u>829,293</u>
<u>PROJECTED EXPENDITURES</u>	
Equipment	283,871
Vehicle	432,000
Insurance	-
Healthcare	-
Administrative Services	-
Total Expenditures	<u>715,871</u>
Transfers Out	
Misc Transfers out	-
CIP	107,800
Total Transfers Out	<u>107,800</u>
TOTAL USES OF FUND	<u>823,671</u>
NET INCREASE (DECREASE) IN FUND BALANCES	5,622
PROJECTED FUND BALANCE AT JUNE 30, 2016	<u><u>\$ 2,754,696</u></u>

**CITY OF SAN RAMON
INTERNAL SERVICE FUNDS
REVENUE - EXPENDITURE - FUND BALANCE**

	Info Svcs Equipment Replacement
PROJECTED FUND BALANCES AT JULY 1, 2015	\$ 918,626
<u>PROJECTED REVENUES</u>	
Intergovernmental	-
Charges for Services	50,000
Interest Revenue	-
Equipment Replacement Charges	217,310
Retiree Health Charges	-
Healthcare Charges	-
Insurance Liability Charges	-
Total Revenues	<u>267,310</u>
Transfers In	<u>-</u>
TOTAL SOURCES OF FUND	<u>267,310</u>
<u>PROJECTED EXPENDITURES</u>	
Equipment	282,864
Vehicle	-
Insurance	-
Healthcare	-
Administrative Services	-
Total Expenditures	<u>282,864</u>
Transfers Out	
Misc Transfers out	-
CIP	350,000
Total Transfers Out	<u>350,000</u>
TOTAL USES OF FUND	<u>632,864</u>
NET INCREASE (DECREASE) IN FUND BALANCES	(365,554)
PROJECTED FUND BALANCE AT JUNE 30, 2016	<u><u>\$ 553,072</u></u>

**CITY OF SAN RAMON
INTERNAL SERVICE FUNDS
REVENUE - EXPENDITURE - FUND BALANCE**

	Insurance Liability
PROJECTED FUND BALANCES AT JULY 1, 2015	\$ 3,023,400
<u>PROJECTED REVENUES</u>	
Intergovernmental	34,317
Charges for Services	-
Interest Revenue	-
Equipment Replacement Charges	-
Retiree Health Charges	-
Healthcare Charges	-
Insurance Liability Charges	2,736,330
Total Revenues	2,770,647
Transfers In	34,317
TOTAL SOURCES OF FUND	2,804,964
<u>PROJECTED EXPENDITURES</u>	
Equipment	-
Vehicle	-
Insurance	2,647,746
Healthcare	-
Administrative Services	-
Total Expenditures	2,647,746
Transfers Out	
Misc Transfers out	-
CIP	-
Total Transfers Out	-
TOTAL USES OF FUND	2,647,746
NET INCREASE (DECREASE) IN FUND BALANCES	157,218
PROJECTED FUND BALANCE AT JUNE 30, 2016	\$ 3,180,618

**CITY OF SAN RAMON
INTERNAL SERVICE FUNDS
REVENUE - EXPENDITURE - FUND BALANCE**

	Healthcare
PROJECTED FUND BALANCES AT JULY 1, 2015	\$ 1,176,265
<u>PROJECTED REVENUES</u>	
Intergovernmental	-
Charges for Services	-
Interest Revenue	-
Equipment Replacement Charges	-
Retiree Health Charges	1,526,659
Healthcare Charges	5,528,043
Insurance Liability Charges	-
Total Revenues	7,054,702
Transfers In	-
TOTAL SOURCES OF FUND	7,054,702
<u>PROJECTED EXPENDITURES</u>	
Equipment	-
Vehicle	-
Insurance	-
Healthcare	7,531,878
Administrative Services	-
Total Expenditures	7,531,878
Transfers Out	
Misc Transfers out	-
CIP	-
Total Transfers Out	-
TOTAL USES OF FUND	7,531,878
NET INCREASE (DECREASE) IN FUND BALANCES	(477,176)
PROJECTED FUND BALANCE AT JUNE 30, 2016	\$ 699,089

**CITY OF SAN RAMON
INTERNAL SERVICE FUNDS
REVENUE - EXPENDITURE - FUND BALANCE**

	Building Maintenance
PROJECTED FUND BALANCES AT JULY 1, 2015	\$ 471,919
<u>PROJECTED REVENUES</u>	
Intergovernmental	-
Charges for Services	12,000
Interest Revenue	-
Equipment Replacement Charges	-
Retiree Health Charges	-
Healthcare Charges	-
Insurance Liability Charges	-
Total Revenues	<u>12,000</u>
Transfers In	<u>200,000</u>
TOTAL SOURCES OF FUND	<u>212,000</u>
<u>PROJECTED EXPENDITURES</u>	
Equipment	-
Vehicle	-
Insurance	-
Healthcare	-
Administrative Services	-
Total Expenditures	<u>-</u>
Transfers Out	
Misc Transfers out	4,073
CIP	518,573
Total Transfers Out	<u>522,646</u>
TOTAL USES OF FUND	<u>522,646</u>
NET INCREASE (DECREASE) IN FUND BALANCES	(310,646)
PROJECTED FUND BALANCE AT JUNE 30, 2016	<u><u>\$ 161,273</u></u>

**CITY OF SAN RAMON
INTERNAL SERVICE FUNDS
REVENUE - EXPENDITURE - FUND BALANCE**

	Total Internal Service Funds
PROJECTED FUND BALANCES AT JULY 1, 2015	\$ 8,339,284
<u>PROJECTED REVENUES</u>	
Intergovernmental	85,626
Charges for Services	62,000
Interest Revenue	-
Equipment Replacement Charges	1,046,603
Retiree Health Charges	1,526,659
Healthcare Charges	5,528,043
Insurance Liability Charges	2,736,330
Total Revenues	<u>10,985,261</u>
Transfers In	<u>234,317</u>
TOTAL SOURCES OF FUND	<u>11,219,578</u>
<u>PROJECTED EXPENDITURES</u>	
Equipment	566,735
Vehicle	432,000
Insurance	2,647,746
Healthcare	7,531,878
Administrative Services	51,309
Total Expenditures	<u>11,229,668</u>
Transfers Out	
Misc Transfers out	4,073
CIP	976,373
Total Transfers Out	<u>980,446</u>
TOTAL USES OF FUND	<u>12,210,114</u>
NET INCREASE (DECREASE) IN FUND BALANCES	(990,536)
PROJECTED FUND BALANCE AT JUNE 30, 2016	<u><u>\$ 7,348,748</u></u>



This page intentionally left blank

**CITY OF SAN RAMON
CAPITAL EQUIPMENT REPLACEMENT
FY 2015-16**

DEPARTMENT	DESCRIPTION	PURPOSE	NEW OR REPLACE	# OF UNIT	UNIT COST	EXTENDED COST
POLICE SERVICES	Ballistic Vests	Bullet Proof Vests (10)	Replace	10	1,000	10,000
	Radios	Motorola Radios (5)	Replace	5	4,020	20,100
	Cameras	Body Worn Cameras (45)	Replace	45	488	21,971
	Vehicle	Investigation unit 304 & 305	Replace	2	34,000	68,000
	Vehicle	Patrol unit 102, 105 & 106	Replace	3	58,000	174,000
TOTAL POLICE SERVICES						294,071
PUBLIC SERVICES	Forklift	Replace 1995 Forklift	Replace	1	25,000	25,000
	Arrow Board	Replace arrow board	Replace	1	8,000	8,000
	Vehicle	Replace #3 & #9 Off-Road vehicles	Replace	2	25,000	50,000
	Field Groomer	Replace unit #1	Replace	1	18,000	18,000
	Box Scraper	Replace box scraper with field groomer scraper attachment	Replace	1	5,000	5,000
	Bobcat	Replace unit #OR5 with Field Groomer	Replace	1	18,000	18,000
	Radar	Replace speed limit radar display unit	Replace	1	6,700	6,700
	Batteries	Replace BBU batteries for 12 intersections	Replace	1	9,000	9,000
	Monitor	Replace conflict monitors	Replace	3	800	2,400
	Cabinet	Replace traffic signal cabinet with pluggables	Replace	1	16,000	16,000
	Controller	Replace traffic signal controller with 2070	Replace	1	3,200	3,200
	Traffic system	Replace Opticom Pre-Emption eyes	Replace	19	500	9,500
	Traffic system	Replace Opticom Pre-Emption selector cards	Replace	5	2,800	14,000
	Traffic system	Replace audible pedestrian push button unit	Replace	1	7,000	7,000
	Pickup w/Safety Equipment	Replace boom truck #27	Replace	1	150,000	150,000
TOTAL PUBLIC SERVICES						341,800
PARKS & COMMUNITY SERVICES	Vehicle	Replace PC1 16 passenger van with truck	Replace	1	40,000	40,000
	Furniture	Replace Facility Chairs	Replace	500	80	40,000
TOTAL PARKS & COMMUNITY SERVICES						80,000
TOTAL VEHICLE / EQUIPMENT REPLACEMENT						715,871

**CITY OF SAN RAMON
INFORMATION SERVICES EQUIPMENT REPLACEMENT
FY 2015-16**

DEPARTMENT	DESCRIPTION	PURPOSE	NEW OR REPLACE	# OF UNIT	UNIT COST	EXTENDED COST
CITY MANAGER/CITY COUNCIL	Personal Computers	Replacement	Replace	2	1,500	3,000
	Printers	Replacement	Replace	2	600	1,200
CITY CLERK	Personal Computers	Replacement	Replace	1	1,500	1,500
CITY ATTORNEY	Personal Computers	Replacement	Replace	1	1,500	1,500
	Printers	Replacement	Replace	1	600	600
ADMINISTRATIVE SERVICES	Personal Computers	Replacement	Replace	6	1,500	9,000
	Printers-Color	Replacement	Replace	2	1,250	2,500
	Servers	Replacement	Replace	2	4,500	9,000
	Servers-Joint Used	Replacement	Replace	1	14,200	14,200
	Notebook	Replacement	Replace	1	1,500	1,500
	IT Infrastructure - Shared Hardware	Replacement	Replace	1	40,000	40,000
	IT Infrastructure - Shared Software	Replacement	Replace	1	18,000	18,000
	IT Infrastructure - City Hall	Replacement	Replace	1	90,064	90,064
PLANNING	Personal Computers	Replacement	Replace	9	1,500	13,500
	Notebook	Replacement	Replace	2	1,500	3,000
	Printer	Replacement	Replace	1	600	600
ENGINEERING SERVICES	Personal Computers	Replacement	Replace	5	1,500	7,500
	Server	Replacement	Replace	1	4,500	4,500
	Printer	Replacement	Replace	1	600	600
	Printers-Color	Replacement	Replace	2	1,250	2,500
POLICE SERVICES	Personal Computers	Replacement	Replace	5	1,500	7,500
	Scanner	Replacement	Replace	1	4,000	4,000
	Printer	Replacement	Replace	1	600	600
PUBLIC SERVICES	Personal Computers	Replacement	Replace	3	1,500	4,500
	Servers	Replacement	Replace	2	4,500	9,000
	Notebooks	Replacement	Replace	2	1,500	3,000
	Printer	Replacement	Replace	1	600	600
	Printers-Color	Replacement	Replace	2	1,250	2,500
PARKS & COMMUNITY SERVICES	Personal Computers	Replacement	Replace	5	1,500	7,500
	Printer	Replacement	Replace	4	600	2,400
	Servers	Replacement	Replace	2	4,500	9,000
	Scanner	Replacement	Replace	2	4,000	8,000
TOTAL I/S REPLACEMENT						282,864

CAPITAL IMPROVEMENT PROGRAM



This page intentionally left blank

City of San Ramon

CAPITAL IMPROVEMENT PROGRAM

This section of the budget contains a summarized version of the adopted Capital Improvement Program (CIP) projects. The CIP document is prepared separately by the Engineering Services Department, and specific project details (including projected operating budget impacts) can be found within the CIP document. The CIP can be obtained by contacting the Engineering Services Department Director.

A CIP is a multi-year planning instrument used by the City of San Ramon to identify needed capital projects and to coordinate the financing and timing of improvements in a way that maximizes the return to the public.

The CIP is a comprehensive five-year plan of capital investment projects, which identifies priorities as to need, method of financing, cost and revenue that will result during the five years.

The program is a guide for identifying current and future fiscal year requirements and becomes the basis for determining the annual Capital Budget.

The first year of the CIP is called the “Capital Budget”. The Capital Budget is incorporated into the Annual Budget, which appropriates funds for specific facilities and improvements. Projects slated for subsequent years in the program are approved on a planning basis and do not receive ultimate expenditure authority until they are eventually incorporated in a Capital Budget. Each year when the CIP is reviewed, the program is moved forward one year and the previous second year of the CIP, as modified after review, becomes the Capital Budget.



This page intentionally left blank

**CITY OF SAN RAMON
CAPITAL PROJECTS FUND
REVENUE - EXPENDITURES - FUND BALANCE**

	Capital Projects Fund
PROJECTED FUND BALANCES AT JULY 1, 2015	\$ 10,606,397
<u>PROJECTED REVENUES</u>	
Intergovernmental	616,300
Interest Revenue	25,000
Total Revenues	<u>641,300</u>
Transfers In	<u>12,351,842</u>
TOTAL SOURCES OF FUND	<u>12,993,142</u>
<u>PROJECTED EXPENDITURES</u>	
Circulation	8,839,626
Signal	138,800
Parks	840,200
Landscaping	639,889
Drainage	64,822
Facilities	1,766,073
Other	242,000
Engineering Administration	163,455
Total Expenditures	<u>12,694,865</u>
Transfers Out	<u>25,000</u>
TOTAL USES OF FUND	<u>12,719,865</u>
NET INCREASE (DECREASE) IN FUND BALANCES	273,277
PROJECTED FUND BALANCE AT JUNE 30, 2016	<u><u>\$ 10,879,674</u></u>



This page intentionally left blank

Capital Improvement Program 2015/16 - 2019/20

PROJECTS THAT WILL BE UNDERTAKEN IN FY 2015-16



No	Prj #	Project Name	Prior Years	2015-16	2016-17	2017-18	2018-19	2019-20	Total 5Yr	Beyond 5Yr	Total Proj
1	5423	ADA and Safety Regulations for Playground Upgrades	\$840,970	\$65,000	\$150,000	\$0	\$0	\$0	\$215,000	\$1,584,950	\$2,640,920
2	5554	Alcosta Blvd. Pavement Rehabilitation (Crow Canyon to Bollinger Canyon)	\$1,350,200	\$2,011,562	\$0	\$0	\$0	\$0	\$2,011,562	\$0	\$3,361,762
3	5551	Alcosta Blvd. Street Light Improvement	\$241	\$106,095	\$0	\$0	\$0	\$0	\$106,095	\$0	\$106,336
4	5570	Amador Rancho Center Furnishings & Equipment	\$256,000	\$0	\$0	\$0	\$0	\$0	\$0	\$0	\$256,000
5	5321	Bollinger Canyon Rd. / Camino Ramon Intersection Improvements - SB (C1.4)	\$137,548	\$28,458	\$0	\$0	\$0	\$0	\$28,458	\$0	\$166,006
6	5530	Bollinger Canyon Rd. / Iron Horse Trail Bicycle Pedestrian Overcrossing	\$100,350	\$494,300	\$0	\$0	\$0	\$0	\$494,300	\$10,000,000	\$10,594,650
7	5322	Bollinger Canyon Rd. / Sunset Dr. Intersection Improvements (C2.11)	\$788,494	\$163,137	\$0	\$0	\$0	\$0	\$163,137	\$0	\$951,631
8	5414	Bollinger Canyon Rd. Median Landscaping (Morgan to Crow Canyon)	\$345,000	\$0	\$0	\$0	\$0	\$0	\$0	\$180,000	\$525,000
9	5533	Bollinger Canyon Rd. Pedestrian Modifications (Chanterella to Blueheart)	\$1,040,660	\$0	\$0	\$0	\$0	\$0	\$0	\$0	\$1,040,660
10	5325	Bollinger Canyon Rd. Widening (Alcosta to Canyon Lakes) (C1.5)	\$2,681,935	\$0	\$0	\$0	\$0	\$0	\$0	\$0	\$2,681,935
11	5324	Bollinger Canyon Rd. Widening 8 Lanes (Alcosta / SRVB) (C2.1)	\$7,833,718	\$1,707,372	\$1,707,371	\$0	\$0	\$0	\$3,414,743	\$0	\$11,248,461
12	5592	Central Park Basketball Court	\$0	\$40,000	\$0	\$0	\$0	\$0	\$40,000	\$544,000	\$584,000
13	5546	Central Park Restoration and Improvements	\$404,125	\$95,000	\$188,600	\$51,120	\$30,000	\$9,520	\$374,240	\$3,099,135	\$3,877,500
14	5558	Central Park Turf Field Renovation	\$829,600	\$0	\$0	\$0	\$0	\$0	\$0	\$0	\$829,600
15	5404	Centralized Irrigation System Upgrade	\$537,000	\$78,500	\$70,000	\$70,000	\$40,000	\$70,000	\$328,500	\$30,000	\$895,500
16	5432	City Facilities Floor Covering Replacement	\$332,504	\$26,500	\$131,500	\$107,666	\$197,415	\$484,008	\$947,089	\$1,230,407	\$2,510,000
17	5433	City Facilities Roof Covering Maintenance and Replacement	\$592,791	\$25,000	\$177,209	\$25,000	\$25,000	\$25,000	\$277,209	\$2,414,394	\$3,284,394

****Includes only City Funded Projects. For complete list of Projects, see Final Five-Year 2015-2020 CIP.**

Capital Improvement Program 2015/16 - 2019/20

PROJECTS THAT WILL BE UNDERTAKEN IN FY 2015-16



No	Prj #	Project Name	Prior Years	2015-16	2016-17	2017-18	2018-19	2019-20	Total 5Yr	Beyond 5Yr	Total Proj
18	5465	City Signage Project	\$247,797	\$0	\$0	\$0	\$0	\$0	\$0	\$0	\$247,797
19	5485	Citywide Aerial Mapping and GIS Support	\$77,843	\$22,000	\$22,000	\$32,000	\$37,000	\$22,000	\$135,000	\$91,000	\$303,843
20	5548	Citywide Drainage Infrastructure Repairs	\$1,419,809	\$64,822	\$430,000	\$20,000	\$75,000	\$75,000	\$664,822	\$20,000	\$2,104,631
21	5532	Citywide Exterior Painting & Sealing	\$140,000	\$6,000	\$112,000	\$28,000	\$0	\$11,200	\$157,200	\$800,000	\$1,097,200
22	5488	Citywide Landscaping Planting Renovation	\$205,655	\$300,000	\$250,000	\$250,000	\$250,000	\$325,000	\$1,375,000	\$4,000,000	\$5,580,655
23	5584	Citywide Parks Amenities Replacement and Improvements	\$0	\$332,500	\$96,500	\$182,500	\$57,500	\$47,500	\$716,500	\$9,000,000	\$9,716,500
24	5329	Crow Canyon Rd. / Dougherty Rd. Intersection Improvements (C 1.3)	\$0	\$57,834	\$57,834	\$462,672	\$0	\$0	\$578,340	\$0	\$578,340
25	5531	Crow Canyon Rd. / Iron Horse Trail Bicycle Pedestrian Overcrossing	\$100,350	\$75,000	\$0	\$0	\$0	\$0	\$75,000	\$8,000,000	\$8,175,350
26	5328	Crow Canyon Rd. Widening 4 - 6 Lanes (Alcosta to West Branch) (C 1.10)	\$25,000	\$897,140	\$897,140	\$7,177,120	\$0	\$0	\$8,971,400	\$0	\$8,996,400
27	5327	Crow Canyon Rd. Widening 4 - 6 Lanes (West Branch to Dougherty) (C1.9, C1.10B)	\$0	\$129,654	\$129,654	\$1,037,232	\$0	\$0	\$1,296,540	\$0	\$1,296,540
28	5574	Dougherty Valley Aquatic Center Equipment Replacement	\$52,900	\$70,943	\$96,660	\$137,200	\$96,390	\$5,600	\$406,793	\$2,726,000	\$3,185,693
29	5564	Dougherty Valley Tree Planting Program	\$200,000	\$32,486	\$0	\$0	\$0	\$0	\$32,486	\$0	\$232,486
30	5504	Forest Home Farms - Building 12 (Barn)	\$63,000	\$694,000	\$0	\$0	\$0	\$0	\$694,000	\$0	\$757,000
31	5583	Forest Home Farms ADA Pathway and Parking Lot Improvements	\$0	\$125,000	\$0	\$0	\$0	\$0	\$125,000	\$83,500	\$208,500
32	5478	Fountain Repairs and Replacement	\$475,116	\$57,700	\$7,200	\$2,100	\$182,000	\$0	\$249,000	\$208,154	\$932,270
33	5515	Interior Amenities Renovation	\$528,000	\$53,500	\$341,320	\$138,070	\$104,930	\$63,000	\$700,820	\$3,742,000	\$4,970,820

****Includes only City Funded Projects. For complete list of Projects, see Final Five-Year 2015-2020 CIP.**

Capital Improvement Program 2015/16 - 2019/20

PROJECTS THAT WILL BE UNDERTAKEN IN FY 2015-16



No	Prj #	Project Name	Prior Years	2015-16	2016-17	2017-18	2018-19	2019-20	Total 5Yr	Beyond 5Yr	Total Proj
34	5514	Iron Horse Trail Landscaping & Beautification	\$557,203	\$92,808	\$0	\$0	\$0	\$0	\$92,808	\$270,000	\$920,011
35	5567	Library Expansion and Renovation	\$4,796,690	\$0	\$1,184,506	\$0	\$0	\$0	\$1,184,506	\$0	\$5,981,196
36	5516	Park Irrigation Booster Pump Installation	\$137,635	\$40,000	\$0	\$0	\$0	\$0	\$40,000	\$1,222,365	\$1,400,000
37	5491	Park Restroom Renovations	\$133,927	\$20,000	\$0	\$0	\$0	\$0	\$20,000	\$600,000	\$753,927
38	5438	Parking Lot Pavement Maintenance	\$167,548	\$17,000	\$0	\$0	\$0	\$0	\$17,000	\$391,273	\$575,821
39	5536	Pavement Management 2015	\$5,140,359	\$0	\$0	\$0	\$0	\$0	\$0	\$0	\$5,140,359
40	5543	Pavement Management 2016	\$0	\$2,858,169	\$0	\$0	\$0	\$0	\$2,858,169	\$0	\$2,858,169
41	5522	Pavement Repair - Stop Gap 2014/2015	\$400,000	\$0	\$0	\$0	\$0	\$0	\$0	\$0	\$400,000
42	5537	Pavement Repair - Stop Gap 2016/2017	\$0	\$400,000	\$0	\$0	\$0	\$0	\$400,000	\$0	\$400,000
43	5413	Pedestrian Enhancement Devices	\$875,009	\$0	\$100,000	\$0	\$0	\$0	\$100,000	\$0	\$975,009
44	5482	Public Art in Parks	\$180,000	\$40,000	\$40,000	\$0	\$40,000	\$0	\$120,000	\$0	\$300,000
45	5590	Recreation Program and Facilities Equipment Replacement	\$0	\$87,000	\$0	\$0	\$0	\$0	\$87,000	\$0	\$87,000
46	5479	San Ramon Olympic Pool Equipment Replacement	\$654,250	\$328,130	\$293,090	\$307,101	\$55,440	\$35,490	\$1,019,251	\$2,800,000	\$4,473,501
47	5573	San Ramon Service Center Diesel Fuel Tank Replacement	\$121,000	\$0	\$0	\$0	\$0	\$0	\$0	\$0	\$121,000
48	5507	San Ramon Valley Blvd. Beautification (Crow Canyon Rd. to City Limits)	\$140,387	\$0	\$0	\$0	\$0	\$0	\$0	\$1,334,000	\$1,474,387
49	5571	San Ramon Valley Blvd. Median Landscape (Crow Canyon Road)	\$220,000	\$30,000	\$0	\$0	\$0	\$0	\$30,000	\$0	\$250,000
50	5523	Sidewalk Repairs 2014/2015	\$220,000	\$0	\$0	\$0	\$0	\$0	\$0	\$0	\$220,000
51	5538	Sidewalk Repairs 2016/2017	\$0	\$220,000	\$0	\$0	\$0	\$0	\$220,000	\$0	\$220,000
52	5577	Skate Park Renovation and Repair	\$250,000	\$150,000	\$0	\$0	\$0	\$0	\$150,000	\$0	\$400,000

****Includes only City Funded Projects. For complete list of Projects, see Final Five-Year 2015-2020 CIP.**

Capital Improvement Program 2015/16 - 2019/20

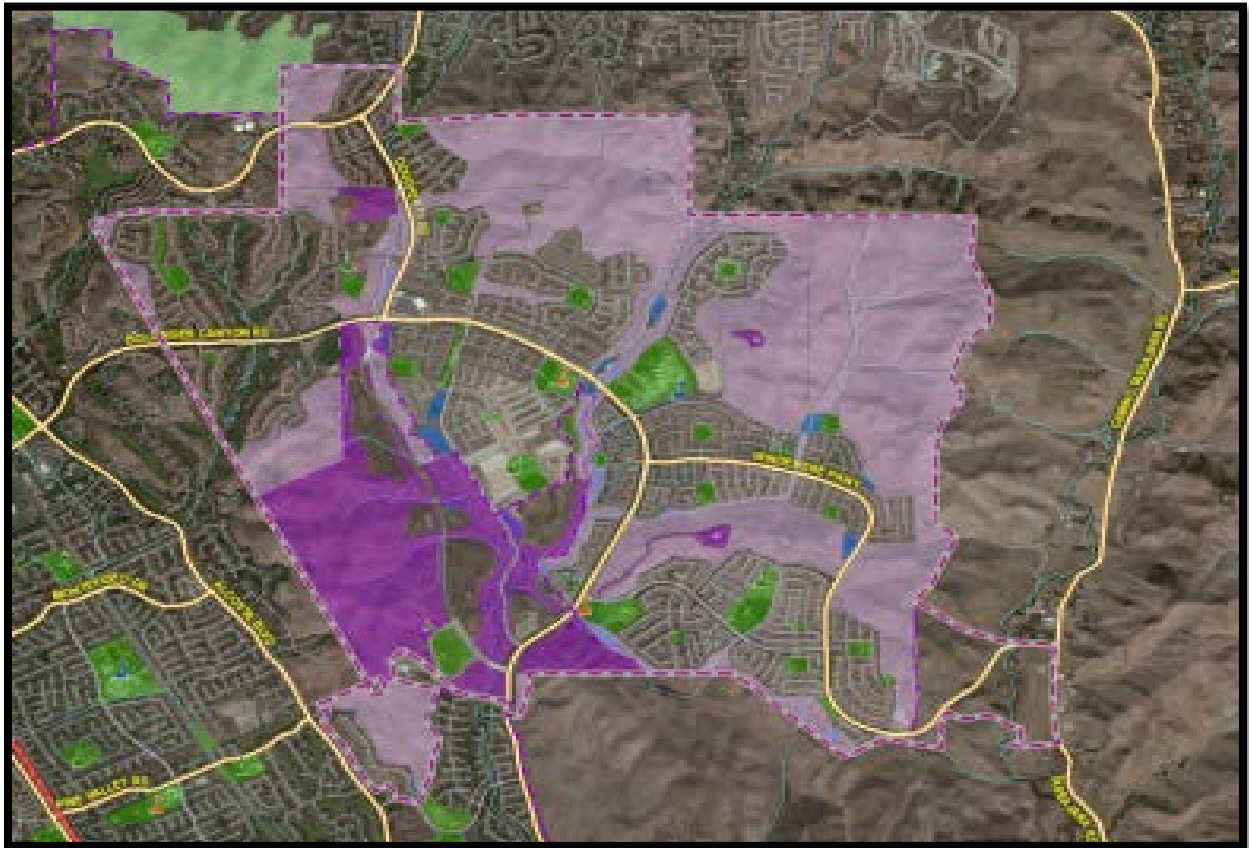
PROJECTS THAT WILL BE UNDERTAKEN IN FY 2015-16



No	Prj #	Project Name	Prior Years	2015-16	2016-17	2017-18	2018-19	2019-20	Total 5Yr	Beyond 5Yr	Total Proj
53	5588	Telephone System Upgrade	\$0	\$350,000	\$0	\$0	\$0	\$0	\$350,000	\$0	\$350,000
54	5381	Traffic Calming Program	\$232,250	\$0	\$10,000	\$10,000	\$10,000	\$10,000	\$40,000	\$0	\$272,250
55	5575	Traffic Impact Mitigation Fee Study	\$90,000	\$0	\$0	\$0	\$0	\$0	\$0	\$0	\$90,000
56	5526	Traffic Signals Improvements & Enhancements	\$204,250	\$138,800	\$222,665	\$166,491	\$169,175	\$186,275	\$883,406	\$1,304,019	\$2,391,675
Totals			\$36,127,114	\$12,531,410	\$6,715,249	\$10,204,272	\$1,369,850	\$1,369,593	\$32,190,374	\$55,675,197	\$123,992,685

****Includes only City Funded Projects. For complete list of Projects, see Final Five-Year 2015-2020 CIP.**

GEOLOGIC HAZARD ABATEMENT DISTRICT 1990-01





This page intentionally left blank

GEOLOGIC HAZARD ABATEMENT DISTRICT 1990-01

GHAD Board

Bill Clarkson
Board Chairperson

Harry Sachs
Board Vice Chairperson

David E. Hudson
Board Member

Phil O'Loane
Board Member

Scott Perkins
Board Member

GHAD Officers

Greg Rogers
District Manager

Maria Fierner
Deputy District Manager

Robin Bartlett
District Engineer

Eva Phelps
District Treasurer

Bob Saxe
District Counsel



This page intentionally left blank

GEOLOGIC HAZARD ABATEMENT DISTRICT 1990-01

Board Work Plan and Budget

Statement of Purpose

The purpose of the GHAD is to provide a funding mechanism to prevent, mitigate, abate, or control a geologic hazard; and to mitigate or abate structural hazards that are partly or wholly caused by geologic hazards. The geologic hazards addressed by the GHAD's Plan of Control include actual or threatened landslides, land subsidence, soil erosion, expansive soils and earthquakes.

Background

The GHAD was formed in 1990, pursuant to the Public Resource Code of the State of California, Section 26500, and included the West Branch area. Resolution No. 90-106, adopted by the City Council on July 10, 1990, ordered the formation of Geologic Hazard Abatement District No. 1990-01 and designated the City Council as the Board of Directors. In 1997, the GHAD Board completed the annexation of the Gale Ranch and Windermere developments into the GHAD. Subsequently, on April 24, 2007, the GHAD Board adopted Resolution No. 2007-78 annexing Old Ranch Summit, and on March 11, 2008, the GHAD Board adopted Resolution No. 2008-50, annexing the Silva Property.

Initially, Shapell Industries, developers of the West Branch project, performed the GHAD maintenance activities. The GHAD assessments began in FY 1995/96 with the adoption of an assessment of \$100 per residential unit and \$0.032 per non-residential square foot, and established an assessment limit of \$250 per residential unit per year and \$0.10 per non-residential square foot per year. The GHAD assessments have been periodically raised and the proposed FY 2015-16 assessments will be \$146.64 per residential unit and \$0.0469 per square foot for non-residential buildings, based on the most recent Reserve Fund Study. The GHAD obtains minor income from access leases, inspection fees, and an agricultural grazing lease.

Budget

Total GHAD revenue for FY 2015-16 is anticipated to be \$1.7 million. The proposed GHAD operating budget for FY 2015-16 is \$679,000. This includes \$294,000 for administration, engineering and oversight; and \$385,000 for maintenance, repair and monitoring activities. The remaining \$960,000 will be used to build reserves.

GEOLOGIC HAZARD ABATEMENT DISTRICT 1990-01

Significant Accomplishments FY 2014-15

- Submitted the FY2014-15 GHAD assessment rolls to County Assessor’s office
- Updated the Reserve Fund Study to coincide with the current construction projections in Dougherty Valley, including additional internal analysis comparison with the Canyon Lakes GHAD reserve fund study methodology
- Repaired minor drainage and erosion in open space adjacent to residential subdivisions
- Managed the Agricultural Lease Agreement with H & N Enterprises
- Continued annual monitoring and maintenance of existing GHAD property
- Prepared the GHAD Engineer’s Report for FY 2015-16, presented it to the GHAD Board, and held a public hearing to set GHAD assessments.

Major Action Plan Items FY 2015-16

		Completion By:
1.	Submit FY 2015-16 GHAD assessment rolls to County by August 10 th deadline	AUG 2015
2.	Process the acceptances for GHAD ownership as offered by the Dougherty Valley Developers	DEC 2015
3.	Update the Reserve Fund Study to coincide with the current construction projections in Dougherty Valley	APR 2016
4.	Prepare the GHAD Engineer’s Report for FY 2016-17, present it to the GHAD Board and hold a public hearing to set GHAD assessments	MAY 2016
5.	Perform repairs and abatement of geologic hazards as needed	On-going
6.	Continue annual monitoring and maintenance of existing GHAD property	On-going

Budget Notes FY 2015-16

- None

**CITY OF SAN RAMON
GEOLOGICAL HAZARD ABATEMENT DISTRICT
REVENUE - EXPENDITURE - FUND BALANCE**

	GHAD Fund
PROJECTED FUND BALANCES AT JULY 1, 2015	\$ 8,045,031
<u>PROJECTED REVENUES</u>	
Assessments	1,581,513
Intergovernmental	-
Licenses and Permits	8,000
Charges for Services	-
Interest Revenue	80,450
Development Fees	-
Miscellaneous Revenue	39,319
Total Revenue	<u>1,709,282</u>
Transfers In	<u>-</u>
TOTAL SOURCES OF FUND	<u>1,709,282</u>
<u>PROJECTED EXPENDITURES</u>	
Engineering Services	679,173
Public Services	-
Total Expenditures	<u>679,173</u>
Transfers Out	
General Fund	70,555
Capital Projects Fund	-
Other	-
Total Transfers Out	<u>70,555</u>
TOTAL USES OF FUND	<u>749,728</u>
NET INCREASE (DECREASE) IN FUND BALANCES	959,554
PROJECTED FUND BALANCE AT JUNE 30, 2016	<u><u>\$ 9,004,585</u></u>



This page intentionally left blank

HOUSING SUCCESSOR AGENCY





This page intentionally left blank

City of San Ramon
HOUSING SUCCESSOR AGENCY

Work Plan and Budget

Statement of Purpose

The purpose of the Housing is to ensure that housing programs and projects are implemented to create, preserve, and improve housing in the City of San Ramon.

Background

On June 11, 2013, Council approved Resolution No. 2013-063 selecting the City as the Housing Successor and formally approved the transferring of all housing assets to the City. The San Ramon Housing Successor budget and work plan is separately approved by Council action.

Significant Accomplishments
FY 2014-15

- Evaluated and proceeded with the disposition of the two (2) housing sites (3) parcels
- Submitted the 2014-2022 Housing Element for certification to the State Department of Housing and Community Development
- Continued to support the Crime Free Multi-Housing Program
- Monitored the Housing Rehabilitation Grant Program

Major Action Plan Items
FY 2015-16

		Completion By:
1.	Continue to support the Crime Free Multi-Housing Program	JUN 2016
2.	Monitor the housing Rehabilitation Program	JUN 2016

Budget Notes
FY 2015-16

- The Housing activities are funded by proceeds from the sale of Housing Asset



This page intentionally left blank

**CITY OF SAN RAMON
REVENUE-EXPENDITURES-FUND BALANCE**

		San Ramon Housing Successor
PROJECTED FUND BALANCES AT JULY 1, 2015	\$	-
<u>PROJECTED REVENUES</u>		
Interest Revenue		-
Sale of Property		1,500,000
Total Revenues		<u>1,500,000</u>
Transfers In		
Bond Proceeds		-
Other		-
Total Transfers In		<u>-</u>
TOTAL SOURCES OF FUND		<u>1,500,000</u>
<u>PROJECTED EXPENDITURES</u>		
Housing Programs		853,118
Total Expenditures		<u>853,118</u>
Transfers Out		
Capital Projects		-
General Fund		300,000
Total Transfers Out		<u>300,000</u>
TOTAL USES OF FUND		<u>1,153,118</u>
NET INCREASE (DECREASE) IN FUND BALANCES		346,882
PROJECTED FUND BALANCE AT JUNE 30, 2016	\$	<u><u>346,882</u></u>

**CITY OF SAN RAMON
SUMMARY OF DEPARTMENTAL BUDGET
CITY OF SAN RAMON HOUSING SUCCESSOR**

Expenditure Summary By Division

Description	11/12 Actual	12/13 Actual	13/14 Actual	14/15 Final	15/16 Adopted
Housing Administration/Programs	-	-	-	-	\$ 416,254
Housing Rehabilitation Grant Program	-	-	-	-	1,000
Crime Prevention Program	-	-	-	-	435,864
 Department Total	 \$ -	 \$ -	 \$ -	 \$ -	 \$ 853,118

Expenditure Summary By Category

Description	11/12 Actual	12/13 Actual	13/14 Actual	14/15 Final	15/16 Adopted
Personnel Services	\$ -	\$ -	\$ -	\$ -	\$ 846,118
Contract Services	-	-	-	-	7,000
Materials and Supplies	-	-	-	-	-
Other Costs	-	-	-	-	-
 Total Expenditures	 \$ -	 \$ -	 \$ -	 \$ -	 \$ 853,118

Revenue Summary

Description	11/12 Actual	12/13 Actual	13/14 Actual	14/15 Final	15/16 Adopted
Total Department Revenue	\$ -	\$ -	\$ -	\$ -	\$ 1,500,000

**CITY OF SAN RAMON
SUMMARY OF DEPARTMENTAL BUDGET
CITY OF SAN RAMON HOUSING SUCCESSOR**

Program Summary

Description	Program Expenditures	Program Revenue	Net Program Cost
Housing Administration/Programs	\$ 416,254	\$ 1,500,000	\$ (1,083,746)
Housing Rehabilitation Grant Program	1,000	-	1,000
Crime Prevention Program	435,864	-	435,864
 Program Totals	 <u>\$ 853,118</u>	 <u>\$ 1,500,000</u>	 <u>\$ (646,882)</u>



This page intentionally left blank

APPENDICES



This page intentionally left blank

City of San Ramon

GLOSSARY OF TERMS

Account Balance: Total dollars remaining in an account after current expenditures for operations and capital improvements are subtracted.

Accrual Basis: A basis of accounting in which transactions are recognized at the time they are incurred, as opposed to when cash is received or spent.

Activity: Departmental efforts which contribute to the achievement of a specific set of program objectives.

Actual: Actual level of expenditures approved for fiscal year noted.

Adjusted Budget: Adjustment to the adopted budget made during the current fiscal year.

Adopted Budget: A budget that has been legally approved by the governing body.

Adoption: Formal action by the City Council, which sets the spending limits for the fiscal year. The City's budget is adopted by Council Resolution.

Appropriation: An authorization by the City Council to make expenditures and to incur obligations for a specific purpose.

Appropriations Limit: Article XIII B, of the California Constitution, was amended by Proposition 4, "The Gann Initiative", in 1979. This Article limits growth in government spending to changes in population and inflation, by multiplying the limit for the prior year, by the percentage change in the cost of living (or per capita personal income, whichever is lower); then multiplying the figure resulting from the first step, by the percentage change in population. The base year limit (FY 1978-79) amount consists of all tax proceeds appropriated in that year. The Appropriations Limit calculation worksheet can be found in the Budget Summaries section.

Assessed Valuation: The valuation is established upon real estate and certain personal property by the Assessor as a basis for levying property taxes.

Assessment: Revenue collected for City services, which benefit properties in specific areas or districts.

Assets: Property owned by the City for which monetary value has been established.

Audit: Prepared by an independent Certified Public Accountant (CPA), the primary objective of an audit is to determine if the City's Financial Statements present fairly the City's financial position and results of operations in conformity with generally accepted accounting principles. In conjunction with their performance of an audit, it is customary for an independent auditor to issue a Management Letter stating the adequacy of the City's internal controls, as well as recommending improvements to the City's financial management practices.

City of San Ramon

GLOSSARY OF TERMS

Authorized Positions: These are employee positions, which are authorized in the adopted budget, to be filled during the year.

Beginning Fund Balance: This is the balance that is available in a fund, from the end of the prior year, for the use in the following year.

Bonds: A bond is a written promise to pay a specified sum of money (called the face value or principle amount) at a specified date or dates in the future (called the maturity date) together with period interest at a specified rate.

Budget: A plan of financial activity for a specified period of time (fiscal year end) indicating all planned revenue and expenses for the budget period.

Budget Amendment: The City Council has the sole responsibility for adopting the City's budget, and may amend or supplement the budget at any time after adoption. The City Manager has the authority to approve administrative adjustments to the budget as outlined in the Financial and Administrative Policies set by Council.

Budget Calendar: The schedule of key dates which a government follows in the preparation and adoption of the budget.

Budget Document: The instrument used by the budget-making authority to present a comprehensive financial program to the appropriating body.

Budget Message: A general outline of the budget which includes comments regarding the City's financial status at the time of the message, and recommendations regarding the financial policies for the coming period.

Capital Budget: The appropriation of funds for improvement to facilities, and other infrastructure.

Capital Improvement Program (CIP): The program or schedule of expenditures for major construction of roads, sidewalks, City facilities and/or park improvements and for the purchase of equipment. San Ramon's CIP follows a five-year schedule and includes projects which cost \$25,000 or more to complete. The City adopts the CIP budget in a process which is an ongoing plan of single and multiple year capital expenditures, and is updated annually.

Capital Outlay: Fixed assets, which have a value of \$5,000 or more and have a useful economic life of more than one (1) year.

Capital Project: Major construction, acquisition, or renovation activities which add value to a government's physical assets or significantly increase their useful life; also called capital improvements.

City of San Ramon

GLOSSARY OF TERMS

Cash Basis: This is a basis of accounting in which transactions are recognized only when cash is increased or decreased.

Contingency: An appropriation of funds to cover unforeseen events that occur during the fiscal year such as federal mandates, shortfalls in revenue, and similar eventualities.

Contract Services: This is an agreement for a specific term in professional or contractual service.

Debt Service: The cost of paying principal and interest on borrowed money according to the predetermined payment schedule.

Defer: The means to delay expenditure until a future budget year.

Department: A major organizational unit of the City with overall management responsibility for an operation or a group of related operations within a functional area. In San Ramon, Department Heads are the chief administrators within a department. Program Managers typically report to either the Department Head or a Division Manager.

Division: An organization sub-unit of a department, which encompasses a substantial portion of the duties assigned to a department.

Encumbrance: The commitment of appropriated funds for future expenditures.

Expenditure: The outflow of funds paid or to be paid for an asset obtained or goods and services obtained. Note: An encumbrance is not an expenditure an encumbrance reserves funds to be expended.

Fiscal Year: The period designated by the City for the beginning and ending of financial transactions. In San Ramon, this period of time is July 1 through June 30.

Fixed Assets: These are non-consumable assets of a long-term nature such as land, buildings, machinery, furniture, and other equipment. The City has defined such assets as those with an expected life in excess of one (1) year and an acquisition cost in excess of \$5,000.

Full-Time Equivalent (FTE): The decimal equivalent of a position converted to a full-time basis. For example, one person working half time would count as 0.50 FTE; one person working full-time would count as 1.0 FTE. Elected positions are budgeted however; they are not included in net FTE totals.

City of San Ramon

GLOSSARY OF TERMS

Fund: Municipal governments organize and operate their accounting systems on a fund basis. The formal definition of the fund is an independent financial and accounting entity with a self-balancing set of accounts in which cities record financial transactions relating to revenue, expenditures, assets, and liabilities. Each fund has a budget with exception of the General Fund (which accounts for general-purpose actions and has unrestricted revenue sources). Each remaining fund typically has a unique funding source and purpose. Establishing funds enables the City to account for the use of restricted revenue sources and carry on specific activities or pursue specific objectives.

Fund Balance: The fund balance is the excess of the assets of a fund over its liabilities, reserves, and carryover.

Generally Accepted Accounting Principles (GAAP): Uniform minimum standards and guidelines for financial accounting and reporting. They govern the form and content of the financial statements of an entity. GAAP encompass the conventions, rules and procedures necessary to define accepted accounting practice at a particular time. The primary authoritative body on the application of GAAP to State and local governments is the Government Accounting Standards Board (GASB).

General Fund: The City's principal operating fund, all revenue that is not allocated by law or contractual agreement to a specific fund, which is supported by general taxes and fees and which can be used for any legal purpose.

Goal: A statement of broad direction, purpose or intent. In San Ramon's budget, goals are synonymous with mission statements.

Grant: A transfer or awarding of funds from either the Federal or State government to the City in order to finance a specific activity or program. The City receiving the grant funds is not required to repay the awarding entity the amount in the future.

Indirect Costs: Those elements of cost necessary in the performance of a service, which cannot be accurately or readily allocated to the unit of service. Usually, they relate to those expenditures, which are not an integral part of the service.

Infrastructure: The physical assets of government (e.g., streets, parks and public buildings).

Interest: Income earned on the investment of available cash balances.

Internal Service: Accounts for capital equipment purchases, insurance and benefit liability, and investment management.

Materials and Supplies: Expendable materials and operating supplies necessary to conduct departmental orientation.

City of San Ramon

GLOSSARY OF TERMS

Non-Departmental: Program costs that do not relate to any one particular department, but represent costs of a general Citywide nature.

Objective: Something to be accomplished in specific, well-defined, and measurable terms and that is achievable within a specific timeframe.

Operating Budget: The operating budget provides a plan for current expenditures and the proposed means of financing them. In a broader sense, the annual operating budget is a statement of what services the municipality will deliver to its citizens.

Other Costs: Expenditure category which includes employee training and development, insurance and subsidies.

Personnel Services: An expenditure category which generally accounts for the salaries of full-time, part-time and temporary employees, overtime expenses, all employee benefits for City employees, such as medical, dental and retirement.

Program: Represents major areas or support functions; they are defined as a service provided to citizens, other departments, or other agencies.

Program Revenue (Income): This is revenue earned by a program, including fees for services, license and permit fees, and fines.

Proposed Budget: Proposed level of expenditures/revenue/FTEs as outlined in the proposed budget document. This is the City Manager's recommended budget, which will be considered by the City Council for approval.

Reprogram: The re-appropriation of funds that were previously earmarked for another use.

Reserve: An account which the City uses to either set aside revenue that it does not need to spend in the current fiscal year or to earmark revenue for a specific future purpose. Reserves are typically established and budgeted through City Council policy action.

Resolution: A special order by the City Council requiring less legal formality than an Ordinance in terms of public notice prior to approval.

Resources: Total amount available for appropriation, including estimated revenue, beginning fund balances, and fund transfers.

Revenue: Amount of funds received from the collection of taxes, fees, permits, licenses, interest, and grants during the fiscal year.

City of San Ramon
GLOSSARY OF TERMS

Special Revenue Fund: A fund used to account for revenue sources that are restricted by law or administrative action to expenditures for special purposes.

Structural Deficit: The permanent financial gap that results when, discounting economic cycles, ongoing revenue does not match or keep pace with ongoing expenditures.

Surplus: An excess of total current resources over total current requirements.

Transfers In/Out: Amounts transferred from one fund to another to assist in financing the services for the recipient fund.

City of San Ramon

ACRONYMS

ADA	American Disabilities Act
AED	Automated External Defibrillator
A/P	Accounts Payable
APA	American Planning Association
A/R	Accounts Receivable
AT&T	American Telephone & Telegraph (Formerly Pacific Bell)
BAAQMD	Bay Area Air Quality Management District
BART	Bay Area Rapid Transit
CABO	Certified Association of Building Officials
CAFR	Comprehensive Annual Financial Report
CALARP	California Accidental Release Program
CALED	California Association for Local Economic Development
CALPERLA	California Public Employers Labor Relations Association
CASA	Community Against Substance Abuse
CBO	Chief Building Official
CCC	Contra Costa County
CCCSD	Contra Costa County Sanitary District
CCNET	Central County Narcotics Enforcement Team
CCTA	Contra Costa Transportation Authority
CEQA	California Environmental Quality Act
CIP	Capital Improvement Program
CMTA	California Municipal Treasurers Association
COP	Certificates of Participation
CRM	Citizen Request Management
CSA	County Service Area
CSMFO	California Society of Municipal Finance Officers
DEIR	Development Environmental Impact Report
DERWA	Dublin San Ramon Services District – East Bay Municipal Utility District Recycle Water Authority

City of San Ramon

ACRONYMS

DOT	Department of Transportation
DRC	Development Review Committee
DRFA	Dougherty Regional Fire Authority
DSRSD	Dublin San Ramon Services District
DVOC	Dougherty Valley Oversight Committee
EBMUD	East Bay Municipal Utility District
EBRCS	East Bay Regional Communication System
EDAC	Economic Development Advisory Committee
EIR	Environmental Impact Report
EPA	Environmental Protection Agency
ERMA	Employee Risk Management Association
FTE	Full-Time Equivalent
GAAP	Generally Accepted Accounting Principles
GASB	Governmental Accounting Standards Board
GFOA	Government Finance Officers Association
GHAD	Geologic Hazard Abatement District
GIS	Geographic Information System
HCD	Housing and Community Development
HOA	Homeowners Association
HSIP	Highway Safety Improvement Program
HTE	Finance/Personnel Accounting System
ICBO	International Conference of Building Officials
ICMA	International City Management Association
IIPP	Injury and Illness Prevention Program
IT	Information Technology
IVR	Interactive Voice Response System
L & L	Landscaping and Lighting District
LAFCO	Local Agency Formation Commission
LAIF	Local Agency Investment Fund

City of San Ramon

ACRONYMS

LOCC	League of California Cities
MOU	Memorandum of Understanding
MPA	Municipal Pooling Authority
MRP	Municipal Regional Permit
MTC	Metropolitan Transportation Commission
MVLF	Motor Vehicle License Fees
NPDES	National Pollutant Discharge Elimination System
NWSP	Northwest Specific Plan
OPEB	Other Post-Employment Benefits
PC	Personal Computer
PDA	Priority Development Area
PG&E	Pacific Gas & Electric
POB	Pension Obligation Bond
RFP	Request for Proposal
RHNA	Regional Housing Needs Allocation
ROPS	Recognized Obligation Payment Schedule
RWQCB	Regional Water Quality Control Board
SCCJEPA	South Contra Costa Joint Exercise Powers Agreement
SEIU	Service Employees International Union
SRVUSD	San Ramon Valley Unified School District
SWAT	Southwest Area Transportation
TA	Tax Allocation
TDD	Telecommunications Device for the Hearing Impaired
TDM	Transportation Demand Management
TLC	Transportation for Livable Communities
TOT	Transient Occupancy Tax
TVHOC	Tri-Valley Housing Opportunity Center
TVTC	Tri-Valley Transportation Council
UGB	Urban Growth Boundary

City of San Ramon

ACRONYMS

VWM	Valley Waste Management
WAN	Wide Area Network
YRO	Youth Resource Officer

City of San Ramon
LIST OF FUNDS

101	General Fund	332	Henry Ranch
202	Planning Cost Recovery	333	Glass House
203	Geographic information System	335	Old Ranch Estates
205	Child Care	336	Old Ranch Summit
210	City Beautification	345	Summerwood Loop
215	Conditions of Approval	350	Thomas Ranch
220	Creek Study & Mitigation	365	Village Parkway
225	Drainage Mitigation	370	Vista San Ramon
230	Gas Tax	375	West Branch
240	Park Development	380	Canyon Park
241	Henry Ranch	382	Village Center Common Area
245	Crow Canyon Project	383	Dougherty Valley
250	South Contra Costa Joint Exercise Powers Agreement (SCCJEPA)	384	Solid Waste
260	Street Maintenance and Improvement	385	Geological Hazard Abatement District
270	Traffic Improvement	387	Non-Point Drainage/Stormwater
280	Tri-Valley Transportation	388	Street Smarts
283	Public Education & Govt (PEG)	389	TDM Programs
301	Citywide Landscaping	390	Local Law Enforcement Block Grant
302	Citywide Lighting	391	Police Special Revenue
310	Bent Creek	392	Narcotic Asset Forfeiture
315	Canyon Lakes	395	San Ramon Housing Successor
318	Circle E Ranch	420	Capital Projects
322	Country View	515	Pension Obligation Bonds (2010)
323	Crown Ridge	516	LED Lights (2012)
325	Deerwood	541	COP #11 (2003)
330	El Nido	542	COP #12 (2011)
331	Four Oaks	610	Investments

City of San Ramon
LIST OF FUNDS

620	Equipment Replacement
621	I/S Equipment Replacement
622	Insurance Liability
623	Healthcare
630	Building Maintenance

City of San Ramon

**Authorized Personnel by Classification
Fiscal Year 2015-2016**

Job Classification	Number of Positions
Administrative Analyst	7.00
Administrative Coordinator	10.75
Assistant City Manager	1.00
Assistant Engineer	1.00
Assistant Planner	1.00
Associate Engineer	5.00
Associate Planner	2.00
Captain	1.00
City Attorney	1.00
City Clerk	1.00
City Manager	1.00
Computer Specialist	1.00
Computer Technician	1.00
Corporals	9.00
Deputy City Attorney	1.00
Deputy City Clerk	1.00
Director	6.00
Division Manager	10.00
Engineering Specialist	3.00
Executive Assistant	1.00
Inspector	4.00
Lieutenant	6.00
Maintenance Coordinator	13.00
Maintenance Specialist	12.00
Maintenance Supervisor	8.00
Maintenance Tech I/II	29.00
Office Specialist	9.00
Office Tech II	19.00
Plan Check Engineer	1.00
Plans Examiner	1.00
Police Officers	39.00
Police Officers - Anticipatory Hiring*	2.00
Police Services Technician I/II	3.00
Program Manager	6.00
Records Coordinator	1.00
Records Technician	2.00
Recreation Coordinator	6.00
Recreation Supervisor	5.00
Recreation Technician	7.00
Senior Administrative Analyst	6.00
Senior Engineer	2.00
Senior Inspector	4.00
Senior Planner	1.00
Sergeant	9.00
Supervising Inspector	1.00
Total Full-Time Equivalents (FTE)	260.75

*Budget includes 2 "Anticipatory Hiring" Police Officer positions that are not fully funded and are part of the official FTE count. Authorized Count 258.75.



This page intentionally left blank

RESOLUTION NO. 2015-050

**A RESOLUTION OF THE CITY COUNCIL OF THE CITY OF SAN RAMON
ADOPTING THE FISCAL YEAR 2015-2016 OPERATING AND CAPITAL BUDGET,
ESTABLISHING AN APPROPRIATION LIMIT, AND AUTHORIZING CARRYOVER
PROJECT APPROPRIATIONS**

WHEREAS, the City Council reviewed the proposed Operating, and Capital budgets in a work session held on May 18, 2015; and

WHEREAS, the City Council has reviewed the proposed Fiscal Year 2015-2016 Capital Improvement Program in a work session held on May 18, 2015; and

WHEREAS, the Planning Commission in a meeting held on May 5, 2015 found the Capital Improvement Program consistent with the General Plan; and

WHEREAS, the Capital Improvement Program, referred to as the Capital Budget requires annual appropriation approval by the City Council; and

WHEREAS, Article XIIB of the State of California Constitution requires local government agencies to annually adopt an appropriation limit.

NOW, THEREFORE BE IT RESOLVED, as follows:

Section 1. The City Council approves the Fiscal Year 2015-2016 proposed Operating and Capital Budget totaling \$96,221,707 as summarized on Exhibit 1 and a carryover of unspent Capital Budget appropriations from Fiscal Year 2014-2015.

Section 2. The City Council approves the Fiscal Year 2015-2016 appropriation limits as required by Article XIIB of the State Constitution as shown on Exhibit 2.

Section 3. Upon publication, a copy of the budget document will be made available for public review at City Hall and other convenient public places.

Signatures on following page

PASSED, APPROVED AND ADOPTED on this 26th day of May, 2015 by the following vote:

AYES: *Cm. O'Loane, Perkins, Sachs, and Mayor Clarkson*

NOES:


ABSENT: *Cm. Hudson*

ABSTAIN:



Bill Clarkson, Mayor

ATTEST:



Renee Beck, City Clerk

Exhibit 1: Statement of Revenue, Expenditures and Changes in Fund Balance

Exhibit 2: City of San Ramon Appropriation Limit Calculation

CITY OF SAN RAMON
STATEMENT OF REVENUES, EXPENDITURES AND CHANGES IN FUND BALANCE

	General Fund	Other Operating Funds	Special Revenue Funds	Debt Service Funds	Capital Project Funds	Internal Service Funds	GHAD Fund	San Ramon Housing Successor	Total
Fund Balance, July 1, 2015	\$ 9,772,976	\$ 7,854,063	\$ 11,406,746	\$ 15,210,412	\$ 10,606,397	\$ 8,339,284	\$ 8,045,031	\$ -	\$ 71,234,909
REVENUE									
Property Tax	\$ 16,751,728	\$ -	\$ -	\$ -	\$ -	\$ -	\$ -	\$ -	\$ 16,751,728
Special Assessments	-	4,687,597	-	-	-	-	1,581,513	-	6,269,110
Sales and Use Tax	10,126,807	-	-	-	-	-	-	-	10,126,807
Property Transfer Tax	700,000	-	-	-	-	-	-	-	700,000
Transient Occupancy Taxes (TOT)	2,670,223	-	-	-	-	-	-	-	2,670,223
Franchise Fees	4,826,310	-	-	-	-	-	-	-	4,826,310
Licenses and Permits	1,587,550	-	-	-	-	-	8,000	-	1,595,550
Intergovernmental	192,170	15,751,722	4,422,864	-	616,300	85,626	-	-	21,068,682
Charges for Services	8,223,255	-	228,000	-	-	62,000	-	-	8,513,255
Fines and Forfeitures	372,972	-	-	-	-	-	-	-	372,972
Investment Income	75,000	-	-	-	25,000	-	80,450	-	180,450
Development Fees	-	-	2,011,516	-	-	-	-	-	2,011,516
Land Sale	-	-	-	-	-	-	-	1,500,000	1,500,000
Miscellaneous Revenue	2,216,762	381,687	-	1,315,233	-	10,837,635	39,319	-	14,790,636
Total Revenues	47,742,777	20,821,006	6,662,380	1,315,233	641,300	10,985,261	1,709,282	1,500,000	91,377,239
EXPENDITURES									
General Government	2,094,497	-	-	-	-	-	-	-	2,094,497
Administrative Services	3,599,581	-	-	-	-	51,309	-	-	3,650,890
Planning/Community Development	3,869,338	855,775	43,002	-	-	-	-	-	4,768,115
Police Services	12,311,112	6,890,915	-	-	-	-	-	-	19,202,027
Engineering Services	3,475,597	571,998	-	-	-	-	679,173	-	4,726,768
Public Services	9,980,223	14,427,047	-	-	-	-	-	-	24,407,270
Parks & Community Services	9,120,486	-	-	-	-	-	-	-	9,120,486
Non-Departmental	50,000	100,000	-	-	-	-	-	-	150,000
Housing Programs	-	-	-	-	-	-	-	853,118	853,118
Debt Service	-	-	-	3,375,312	-	-	-	-	3,375,312
Capital Improvement Program (CIP)	-	-	-	-	12,694,865	-	-	-	12,694,865
Vehicle/IS Replacement	-	-	-	-	-	998,735	-	-	998,735
Insurance	-	-	-	-	-	2,647,746	-	-	2,647,746
Healthcare	-	-	-	-	-	7,531,878	-	-	7,531,878
Total Expenditures	44,500,834	22,845,735	43,002	3,375,312	12,694,865	11,229,668	679,173	853,118	96,221,707
OTHER FINANCING SOURCES (USES)									
Operating Transfers In	2,492,263	2,416,659	-	3,369,162	12,351,842	234,317	-	-	20,864,243
Operating Transfers Out	(6,431,549)	(1,849,828)	(9,891,632)	(1,315,233)	(25,000)	(980,446)	(70,555)	(300,000)	(20,864,243)
Total Other Financing Sources	(3,939,286)	566,831	(9,891,632)	2,053,929	12,326,842	(746,129)	(70,555)	(300,000)	-
Net Increase (Decrease) in Fund Balance	(697,343)	(1,457,898)	(3,272,254)	(6,150)	273,277	(990,536)	959,554	346,882	(4,844,468)
FUND BALANCE:									
Fund Balance, June 30, 2016	\$9,075,633	\$ 6,396,165	\$ 8,134,492	\$15,204,262	\$10,879,674	\$7,348,748	\$9,004,585	\$346,882	\$66,390,441

CITY OF SAN RAMON APPROPRIATION LIMIT CALCULATION

FISCAL YEAR 2015-16 APPROPRIATIONS LIMIT

A.	FY 2014-15 APPROPRIATIONS LIMIT	<u>\$ 60,740,712</u>
B.	ADJUSTMENT FACTORS	
	1. City Population Growth	1.0149
	2. California Per Capita Income	1.0382
	Total Adjustment %	1.0537
C.	ANNUAL ADJUSTMENT	3,259,904
D.	OTHER ADJUSTMENTS	<u>0</u>
E.	TOTAL ADJUSTMENTS	<u>3,259,904</u>
F.	FY 2015-16 APPROPRIATIONS LIMIT	<u>\$ 64,000,616</u>

FY 2015-16 APPROPRIATIONS SUBJECT TO LIMITATION

A.	PROCEEDS OF TAXES:	
	Property Tax	\$ 16,751,728
	Sales & Use Tax	10,126,807
	Property Transfer Tax	700,000
	Transient Occupancy Tax	2,670,223
	Motor Vehicle In Lieu	-
	Off-Highway Vehicles	-
	Interest Earned on Proceeds of Taxes	47,518.33
		<u>\$30,296,276</u>
B.	EXCLUSIONS:	
	Debt Service	3,137,190
	Qualified Capital Outlays	-
		<u>3,137,190</u>
C.	APPROPRIATIONS SUBJECT TO LIMITATION	27,159,086
D.	CURRENT YEAR LIMIT	<u>64,000,616</u>
E.	OVER (UNDER) LIMIT	<u>\$ (36,841,530)</u>